



London Borough of Southwark

Scale 1:15

Dimensions (mm):

Width: 450, Height: 564

x-Heights: 29, 48.5

Area: 0.25 m<sup>2</sup>

Colours:

1 black on white

Material: BS EN 12899-1:2007

class: RA2/R2

Locations as per drawing attached.

Structure Details:

1 no. Steel rectangular section S275:

50mm square 2.6mm thick

Support length: 3264 mm

Passively safe to BS EN 12767:2007

BS EN 12899-1:2007 classes:

WL5, TDB5, PL3, PAF1

Single spread foundation to BS EN 1997-1:

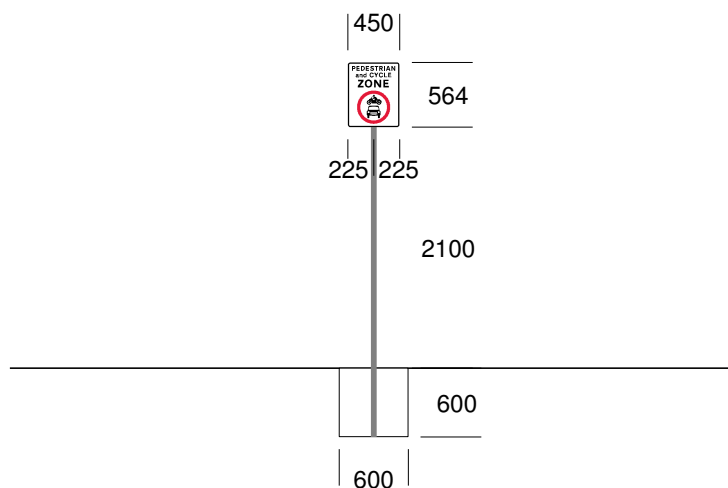

Soil type: good (bearing pressure: 150 kN/m<sup>2</sup>)

Height of footing: 600 mm

Width of footing: 600 mm

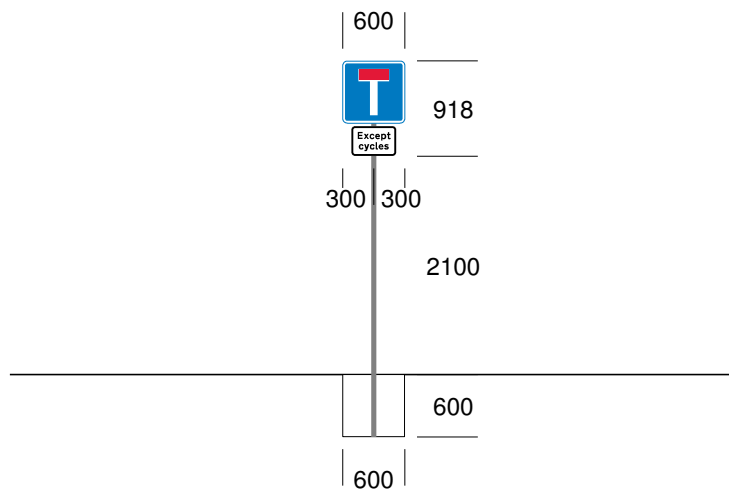

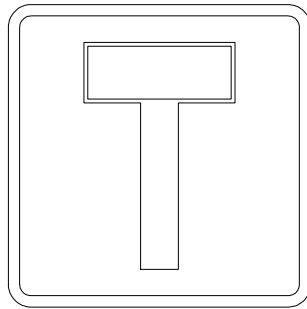
Length of footing: 700 mm

Date printed: 14-05-20



Foundation length: 700

Not to scale



London Borough of Southwark

Scale 1:15

Dimensions (mm & m<sup>2</sup>):

Width: 600, Height: 600, Area: 0.36

Width: 434, Height: 288, Area: 0.12

x-Height: 50

Total area: 0.48 m<sup>2</sup>

Colours:

1 black on white

Material: BS EN 12899-1:2007

class: RA2/R2

Locations as per drawing attached.

Structure Details:

1 no. Steel rectangular section S275:

50mm square 4mm thick

Support length: 3618 mm

Passively safe to BS EN 12767:2007

BS EN 12899-1:2007 classes:

WL5, TDB5, PL3, PAF1

Single spread foundation to BS EN 1997-1:

Soil type: good (bearing pressure: 150 kN/m<sup>2</sup>)

Height of footing: 600 mm

Width of footing: 600 mm

Length of footing: 900 mm

Date printed: 14-05-20

Scale 1:15

Dimensions (mm & m<sup>2</sup>):

Width: 679, Height: 600, Area: 0.24

Width: 432, Height: 188, Area: 0.08

x-Height: 50

Total area: 0.32 m<sup>2</sup>

Colours:

1 black on white

Material: BS EN 12899-1:2007

class: RA2/R2

Locations as per drawing attached.

Structure Details:

1 no. Steel rectangular section S275:

50mm square 2.6mm thick

Support length: 3518 mm

Passively safe to BS EN 12767:2007

BS EN 12899-1:2007 classes:

WL5, TDB5, PL3, PAF1

Single spread foundation to BS EN 1997-1:

Soil type: good (bearing pressure: 150 kN/m<sup>2</sup>)

Height of footing: 600 mm

Width of footing: 600 mm

Length of footing: 800 mm

Date printed: 14-05-20

