

The Southwark Conversation

Top themes

Place & Health Improvement Section

Southwark Public Health

July 2018

 @lb_southwark  facebook.com/southwarkcouncil

Please cite as: Southwark Conversation top themes. Southwark Council: London, 2018.

Contents

Background	2
Community	8
Public Realm	11
Education	14
Housing	17
Transport	21

The Southwark Conversation is a discussion with local people about change in the borough

BACKGROUND

Southwark is developing a new approach of social regeneration

- Our approach is already built into the New Southwark Plan
- The Cabinet agreed a draft version of this framework in September which was the focus of the Southwark Conversation

The Southwark Conversation aimed to develop a deeper understanding of perceptions and experience of regeneration in the borough

- It asked what people think has worked well, what we need to keep doing and do more of, as well as what may need to change

Community engagement, involvement and co-production are key to the social regeneration approach

- The Southwark Conversation demonstrates the council's commitment to this
- The results of the Conversation have enabled us to shape local policies, ensuring that everyone has a say and no one is left behind



The Southwark Conversation engaged about 3,000 people over the space of nine and a half weeks

BACKGROUND

Questions were developed for the Southwark Conversation to encourage people to speak about their lived experience in the borough

- Most of the questions were open-ended to enable a real conversation, providing rich qualitative data
- Questions were asked in person, online and by telephone

We worked to ensure that voices reflected those who live in the borough

- Outreach took place in a range of venues such as libraries, public spaces, leisure centres, shopping centres, markets and our estates to reach those who are not formally engaged
- We worked with partners to reach the seldom-heard
- The team used creative approaches to promote discussion at some of these venues

In the nine and a half weeks of the Southwark Conversation we attended more events and received more responses than during any other council consultation undertaken previously

- The Southwark Conversation involved 109 separate events including community-led events
- 2,972 people actively responded to the Southwark Conversation

A thematic analysis was performed on responses to the Southwark Conversation

BACKGROUND

All responses were collated into themes

- The nature of the questions mean there is qualitative data for all eight questions of the Southwark Conversation
- Themes were identified for all questions, nine of which are common across six of the eight questions
- Other themes are specific to each question
- Responses from questionnaires and workshops, have followed this approach

Responses were analysed by a small group of officers, led by Public Health

- All comments were coded by theme
- An interactive workshop enabled agreement of the analysis by all those involved in data collection, input and analysis

Such qualitative analysis allows for rich data but does not allow us to quantify the number of people mentioning topics in each theme

- This report uses the words 'many', 'some' and 'a small number' to try and quantify responses anecdotally

This report aims to provide further detail about the top themes that emerged from the Southwark Conversation

BACKGROUND

A report was published in March 2018 of initial findings of the Southwark Conversation

- The [initial findings report](#) presented a factual representation of people's responses to questions asked
- Nine main themes were identified in the overall analysis of responses but some were mentioned more than others
- Key findings were presented both quantitatively and qualitatively

This report expands on the initial findings by providing further analysis of the top themes that people were most likely to mention when talking about change in the borough

- The three top themes that emerged from the Southwark Conversation were housing, public realm and community
- Education and transport are also included in this report as top themes raised in specific questions

Respondents to the Southwark Conversation are broadly representative of the general Southwark population

BACKGROUND

Demographics		Southwark Conversation respondents		General Southwark Population
		No.	%	%
Age	<25	403	14%	30%
	25-64	2,005	68%	62%
	65+	369	12%	8%
Gender	Female	1,546	55%	50%
	Male	1,233	44%	50%
Ethnicity	White	1,621	58%	54%
	Black	719	26%	25%
	Asian	199	7%	11%
	Mixed	143	5%	7%
Income	<£20,000	447	16%	31%
	£20,000 - £50,000	754	27%	41%
	£50,000+	531	19%	28%

Note: Proportions may not tally to 100% due to non-response

Slide 7

Contents

Background **2**

Community **8**

Public Realm **11**

Education **14**

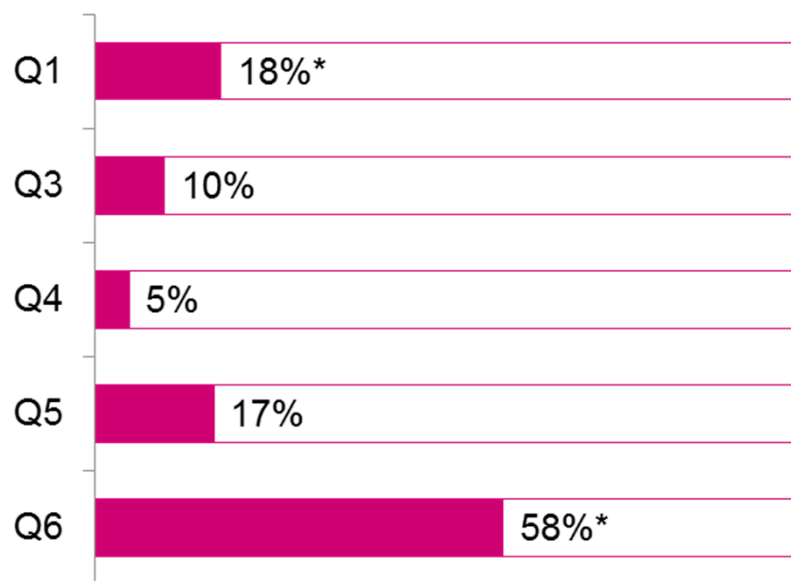
Housing **17**

Transport **21**

'Community' was by far the most important theme for making a place 'a good neighbourhood to live in'

COMMUNITY

Proportion of respondents mentioning 'community'



'Community' was a top theme* in response to two questions

- 58% of people mentioned this in response to what makes a place a good neighbourhood to live in
- 18% mentioned this in response to change seen in the borough

Q1. How positive/happy do you feel about change in Southwark? (n=2,695)

Q3. What can the council do to improve your experience of living in Southwark? (n=2,695)

Q4. What would help you and your family to lead a healthier life in Southwark? (n=2,695)

Q5. Thinking of young people and future generations, what support do you think they will need to succeed in life? (n=2,695)

Q6. In general, what do you think makes a place a 'good neighbourhood to live in'? (n=2,164)

The 'community' theme ranges from sense of community to diverse and changing communities

COMMUNITY

58% of people (n=1,255) mentioned 'community' in relation to making a place 'a good neighbourhood to live in'

A sense of community and bringing people together are very important to these 58% of people

- Good, friendly and helpful neighbours are key for many of these people
- Many of these people value diversity and think that integrating different communities makes a good neighbourhood
 - This includes people of different cultures and different ages
- Some want there to be less of a changing population
- Some also think that activities / events give people the chance to socialise and feel more a part of the community
- A small number talk about having pride in their area

Where people live influences the likelihood of mentioning 'community'

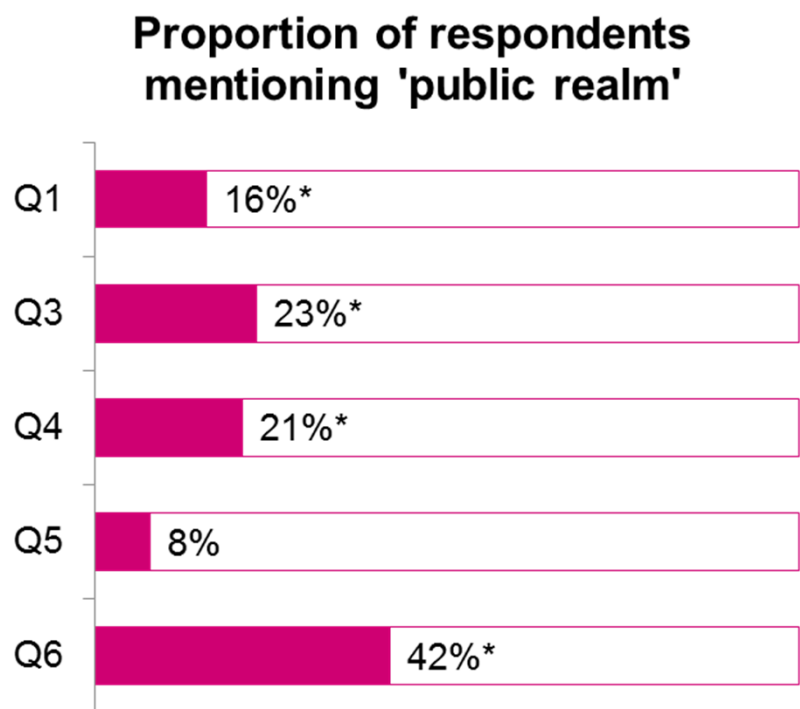
- In response to what makes a place 'a good neighbourhood to live in', 69% of respondents living in Camberwell mentioned 'community' (compared to 58% overall)
- No other population groups vary in the frequency of mentioning 'community'

Contents

Background	2
Community	8
Public Realm	11
Education	14
Housing	17
Transport	21

'Public realm' was recognised as being important to making a place 'a good neighbourhood to live in'

PUBLIC REALM



'Public realm' was a top theme* in response to four questions

- 42% of people mentioned this in response to what makes a place 'a good neighbourhood to live in'
- 23% mentioned this in response to what the council can do to improve their experience of living in Southwark
- 21% mentioned this in response to what would help them lead healthier lives
- 16% mentioned this in response to change seen in the borough

Q1. How positive/happy do you feel about change in Southwark? (n=2,695)

Q3. What can the council do to improve your experience of living in Southwark? (n=2,695)

Q4. What would help you and your family to lead a healthier life in Southwark? (n=2,695)

Q5. Thinking of young people and future generations, what support do you think they will need to succeed in life? (n=2,695)

Q6. In general, what do you think makes a place a 'good neighbourhood to live in'? (n=2,164)

The 'public realm' theme ranges from green and open space to safety and cleanliness

PUBLIC REALM

42% of people (n=909) mentioned 'public realm' in response to making a place 'a good neighbourhood to live in'

People generally like green spaces but feelings about safety and cleanliness vary

- Some of these 42% feel green spaces are important for them to lead healthier lives

When thinking about what makes a place 'a good neighbourhood to live in', people want their neighbourhoods to be clean, green and safe

- Many people value green spaces and see them as good places for families to go
- People like their neighbourhood to be well-maintained and kept clean
- Many think a good neighbourhood is safe and without crime
- Some also like a good police presence and for areas to be well-lit

Population groups do not vary in the frequency of mentioning 'public realm'

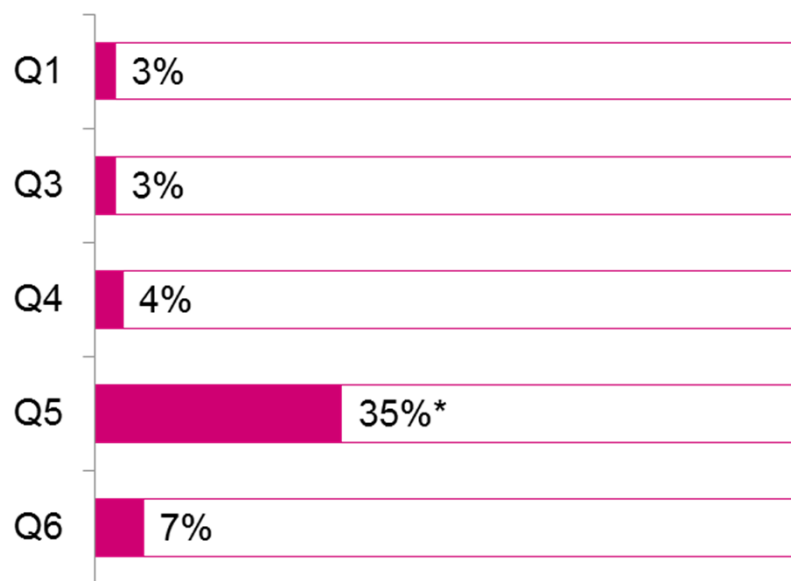
Contents

Background	2
Community	8
Public Realm	11
Education	14
Housing	17
Transport	21

'Education' was the most important theme for supporting young people to succeed in life

EDUCATION

Proportion of respondents mentioning 'education'



'Education' was a top theme* in response to one question

- 35% of people mentioned 'education' in response to what support young people and future generations will need to succeed in life

Q1. How positive/happy do you feel about change in Southwark? (n=2,695)

Q3. What can the council do to improve your experience of living in Southwark? (n=2,695)

Q4. What would help you and your family to lead a healthier life in Southwark? (n=2,695)

Q5. Thinking of young people and future generations, what support do you think they will need to succeed in life? (n=2,695)

Q6. In general, what do you think makes a place a 'good neighbourhood to live in'? (n=2,164)

The 'education' theme revolves around schools and colleges

EDUCATION

35% of people (n=943) mentioned 'education' in response to what support young people and future generations will need to succeed in life

For these 35% of people, life skills and access to education are seen as important to help young people succeed in life

- Many of these 35% believe education should be of a higher quality
- Some feel there aren't enough schools in their local area
- A small number are concerned about the price of higher education
- Some would like to see young people learning vocational and life skills and being made aware of alternatives to university
- The need for emotional and/or mental health support provision in schools was mentioned
- Some would also like young people to be able to access careers advice and mentorship and be aware of alternatives to university

Population groups do not vary in the frequency of mentioning 'education'

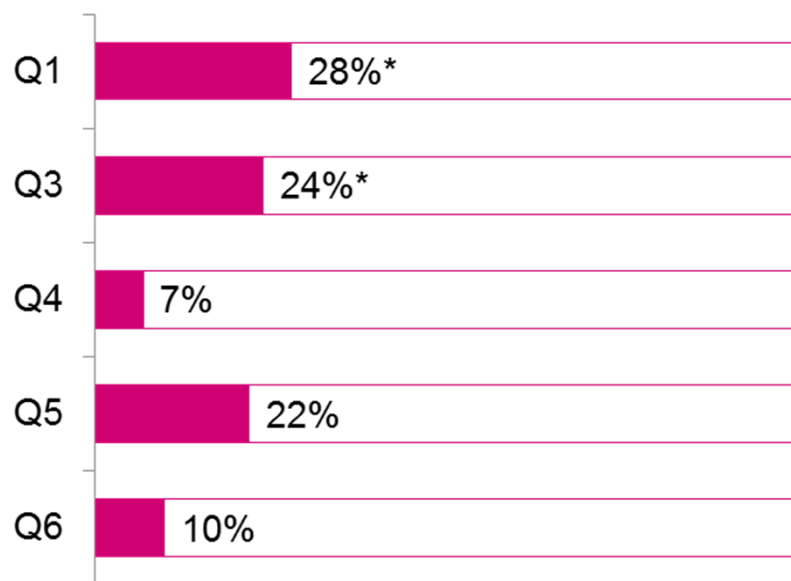
Contents

Background	2
Community	8
Public Realm	11
Education	14
Housing	17
Transport	21

'Housing' featured as a top theme in relation to change seen in Southwark and improvements needed

HOUSING

Proportion of respondents mentioning 'housing'



'Housing' was a top theme* in response to two questions

- 28% of people mentioned this in response to change seen in the borough
- 24% mentioned this in response to what the council can do to improve their experience of living in Southwark

Q1. How positive/happy do you feel about change in Southwark? (n=2,695)

Q3. What can the council do to improve your experience of living in Southwark? (n=2,695)

Q4. What would help you and your family to lead a healthier life in Southwark? (n=2,695)

Q5. Thinking of young people and future generations, what support do you think they will need to succeed in life? (n=2,695)

Q6. In general, what do you think makes a place a 'good neighbourhood to live in'? (n=2,164)

The 'housing' theme ranges from affordability and homelessness to types of housing available

HOUSING

Up to 28% of people (n=755) mentioned 'housing' during the Southwark Conversation

Affordability of housing was the primary concern in this theme

- Many of these 28% feel that 'affordable' is not truly affordable
- Many are concerned about increases in rent while a few others have found their area has become more affordable

Types of development were noted by many of the 28% mentioning 'housing'

- Some of these have noticed that more housing is being built and fewer recognise an improvement in housing
- Many feel that too much private development is taking place and that there needs to be a better mix of housing and people (more social/council housing and provision for young, single people and families)

A small number of these people feel positive about new developments

- A small number think the new developments make the area look nicer

There is some variation in how often different population groups mention 'housing'

HOUSING

Age influences the likelihood of mentioning housing

- In response to change seen in the borough, the proportion of people mentioning 'housing' rises with age up to a peak of 33% of people aged 45-54 (compared to 28% overall)
- In response to what the council can do to improve their experience of living in Southwark, 31% of those aged 25-34 mentioned 'housing' (compared to 24% overall)

Where people live influences the likelihood of mentioning housing

- In response to change seen in the borough, 35% of those living in Borough, Bankside & Walworth mentioned 'housing' (compared to 28% overall)

Ethnicity influences the likelihood of mentioning housing

- In response to what the council can do to improve their experience of living in Southwark, 31% of people of a black ethnicity mentioned 'housing' (compared to 24% overall)

No other population groups vary in the frequency of mentioning 'housing'

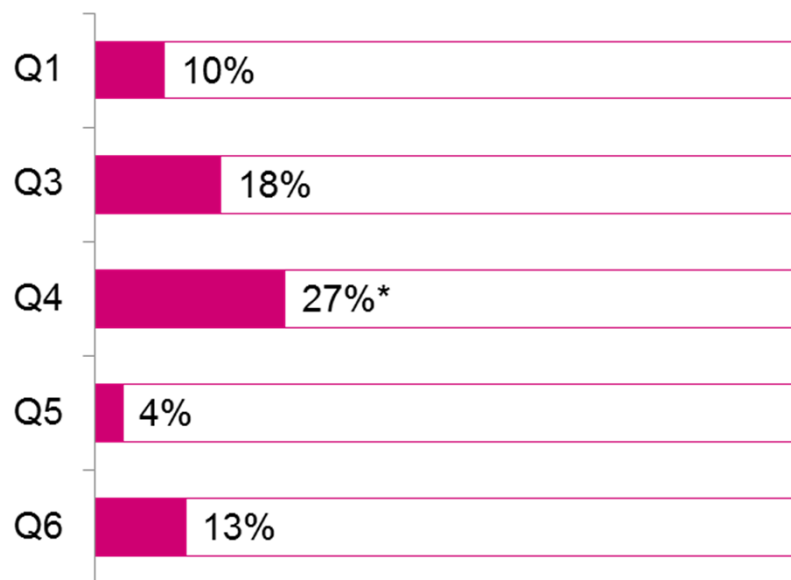
Contents

Background	2
Community	8
Public Realm	11
Education	14
Housing	17
Transport	21

'Transport' featured as the top theme in relation to what would help people lead healthier lives in Southwark

TRANSPORT

Proportion of respondents mentioning 'transport'



'Transport' was a top theme* in response to one question

- 27% of people mentioned this in response to what would help them live healthier lives in Southwark

Q1. How positive/happy do you feel about change in Southwark? (n=2,695)

Q3. What can the council do to improve your experience of living in Southwark? (n=2,695)

Q4. What would help you and your family to lead a healthier life in Southwark? (n=2,695)

Q5. Thinking of young people and future generations, what support do you think they will need to succeed in life? (n=2,695)

Q6. In general, what do you think makes a place a 'good neighbourhood to live in'? (n=2,164)

The 'transport' theme ranges from air quality, roads and traffic to cycling

TRANSPORT

27% of people (n=728) mentioned 'transport' in response to what would help them live healthier lives in Southwark

Cycling and air pollution are seen as most important for these 27% of people to live healthier lives

- Some of these people felt they would benefit from improved air quality
- Cycling, along with electric cars and control of high emissions vehicles are suggested to reduce pollution
- Some of these people would like more access to cycle hire with some asking to extend the Santander bikes scheme and some saying that free cycle hire is important
- Some have also requested better general cycling infrastructure, including safe cycling routes and bicycle storage spaces

Where people live influences the likelihood of mentioning 'transport'

- 36% of people living in Dulwich* mentioned transport (compared to 27% overall)
- No other population groups vary in the frequency of mentioning 'transport'

CONTACT DETAILS

Authors:

Sophie Baird

Acknowledgements:

Jin Lim

Jin.Lim@southwark.gov.uk

Rosie Dalton-Lucas

Rosie.Dalton-Lucas@southwark.gov.uk

Approved by:

Kevin Fenton, Director of Health & Wellbeing