

|                                    |                                |   |                                 |
|------------------------------------|--------------------------------|---|---------------------------------|
| <b>Item No.</b><br>11.             | <b>Classification:</b><br>Open | <b>Date:</b><br>21 July 2015                                | <b>Meeting Name:</b><br>Cabinet |
| <b>Report title:</b>               |                                | Primary and Secondary School Place Planning Strategy Update |                                 |
| <b>Ward(s) or groups affected:</b> |                                | All   |                                 |
| <b>Cabinet Member:</b>             |                                | Councillor Victoria Mills, Children and Schools             |                                 |

## **FOREWORD – COUNCILLOR VICTORIA MILLS, CABINET MEMBER FOR CHILDREN AND SCHOOLS**

Southwark Council continues to make good progress in keeping pace with the increased demand for primary and secondary school places alongside our firm commitment to drive up standards of educational achievement. The year on year improvement in results across all our schools coupled with a growing and regenerating borough means that the pressure on school places is a testament to the popularity of our schools and Southwark being an increasingly great place for families and young people to live and learn.

This is a good challenge to face and this report examines in detail the progress we have made to meet the anticipated demand and the need for additional primary places from 2016 onwards. The £106.5m primary expansion programme shows a sustained investment in school places and the schools estate which is delivering new and expanded schools with high quality facilities. By September 2015, Southwark will have added just shy of 3000 additional primary school places since 2009, and this will be over 4000 places by 2018. The pace and scale of the increase in demand for school places, particularly in the north of the borough, requires a continuing investment programme which maximises efficiency and effectiveness of the borough's existing schools estate, and builds on the success and popularity of our high performing schools, as well as engaging school providers and external funding sources to ensure the best opportunities for the borough's school children.

This report also sets out why the council is well placed to meet the increasing demands for secondary places. Not only is Key Stage 4 performance above the national average, compared to the rest of England, Southwark was ranked joint twentieth and in the top quartile for GCSE results in 2014. It should therefore be no surprise that the new secondary school – The Charter School East Dulwich – secured for the Dulwich Hospital site is 'home grown'.

Southwark children deserve to be part of this success story. We believe in giving all our young people the best start in life and this report makes clear that securing a place at a great local school is right at the heart of this commitment.

## **RECOMMENDATIONS**

1. That cabinet notes the updated forecasts of primary school reception places.
2. That cabinet agrees to commence formal consultation on the expansion of Rotherhithe Primary School from 2 forms of entry to 3 forms of entry.
3. That cabinet agrees to phase the expansion of Ivydale Primary School to occur in two stages – for 90 to be admitted to reception in September 2016, and 120 in

September 2017.

4. That cabinet notes the updated forecast of demand for year 7 secondary school places in the borough and the steps being taken by officers to assist and facilitate appropriate expansions of existing secondary schools in Southwark
5. That cabinet notes the engagement with the Education Funding Agency on site(s) for a north of the borough secondary school.
6. That cabinet notes that discussions are taking place with both Southwark's Diocesan Boards on potential for expansion of diocesan schools in the north of the borough.
7. That cabinet notes the potential shortfall of places in planning area 1 (Borough, Bankside and Walworth) from 2018/19 onwards, and will bring forward plans to address this within the year.

#### **BACKGROUND INFORMATION**

8. The school places strategy update reported to cabinet in March and July 2014 described the continuing demand for primary and secondary school places in the borough and the steps being taken to meet that demand. This report updates the background data, notes that discussions are taking place with stakeholders, and the steps the council is taking to meet anticipated primary and secondary. Demand.
9. In 2014, two key issues were identified for further exploration. For primary schools, the report noted that whilst the proposed overall number of places would meet the forecast demand by September 2016, the distribution of places was uneven, with an under provision in the north of the borough and excess places in the south. In 2015, projections showed that this projected demand in the north had been somewhat overstated, and whilst there was still likely, in the long term to be a shortfall in places in the north of the borough, the need was not likely to be as urgent as previously anticipated.
10. For secondary schools, despite the present surplus of places across the borough, the need for improved access for families to places in their preferred schools and the need to prepare for a steep rise in forecast demand starting in September 2018 were regarded as issues to be addressed. The 2015 projections have taken account of additional provision being in place, and anticipate a shortfall from 2020-21 onwards.
11. Work is underway on the annual school capacity (SCAP) survey for submission by 23rd July 2015. This survey informs the Department for Education (DfE) and EFA of areas where there are pressures on school places and where significant shortfalls of places are anticipated by local authorities. The projections of pupil numbers are also used to calculate the basic needs funding local authorities receive to secure sufficient school places to meet future demand. As a result of last year's submission, the Council received £28 million to meet primary need in the borough.
12. The updated forecast of places for the July 2015 SCAP survey have been taken into account for both primary and secondary schools in the detail of this report.
13. The council has a statutory duty under the Education Act 1996 (as amended by the Education and Inspections Act 2006) to "*secure that sufficient schools for providing— (a) primary education, and (b) [secondary] education are available for their area*" as well as to "*secure diversity and increase opportunities for*

*parental choice when planning the provision of school places*” in the borough. This duty includes matching projected demand with supply, and ascertaining whether this demand is temporary (resulting, perhaps from a spike in births in a particular year), or permanent (as a result of in-migration or the development of housing in the vicinity). Based on the above evidence, the authority will request schools that have the potential to expand to admit an additional form of entry for fixed period of time, or to expand permanently. Schools will be funded for the additional classes they take.

14. As projections are by their very nature an estimate of demand, and occasionally, it is unclear whether developments planned will deliver within the timescale anticipated, we will therefore, on occasion, ask a school to admit an additional class temporarily in anticipation of a permanent expansion. This may also happen when the council expect funding to become available at a later stage to finance a permanent expansion. In common with other London boroughs, Southwark has seen a sharp increase in demand for primary places and this year we received a record number of on time applications. Birth rates increased 19% across the borough from 2002-2013, and in one ward, by 55%. The authority can either expand existing schools or enable free schools or academies to open, as the council is unable under the Academies Act 2010 and Education Act 2011 from opening new schools itself.
15. The Primary Investment Strategy was agreed by cabinet in July 2013 and this was updated by the Cabinet Member for Children’s Services in January 2014. In July 2013, Members noted the forecast demand for primary places and associated need for the creation of additional capacity within Southwark’s primary estate. As part of the Primary Investment Strategy and expansions to meet anticipated need, the permanent enlargements of Albion, Bessemer Grange, Charles Dickens, Crawford, Grange and Keyworth Primary schools were agreed by Cabinet on 18 March 2014, providing an additional 4.5 forms of entry (“FE”) at reception. Cabinet then agreed on 22nd July 2014 in the School Places Strategy Update to proceed to consultation on the expansion of Phoenix, Bellenden, Ivydale, Robert Browning and Keyworth Schools (the latter to 3FE, an expansion from 1.5FE to 2FE having already been agreed in the March).

The previous primary school enlargements formed part of the current target of an additional 1,755 primary places by September 2016. In March 2015, Cabinet agreed the expansions at the schools in the table below, adding a further 210 (7FE) permanent reception places in primary schools in Southwark from 1 September 2016. These expansions are outlined in table 1 below.

**Table 1 Primary Expansions agreed 2014-15**

| <b>Primary School</b>   | <b>Previous Admissions Number (FE)</b> | <b>Revised Admissions Number (FE)</b> |
|-------------------------|--|---------------------------------------|
| Robert Browning         | 45 (1.5FE)                             | 60 (2FE)                              |
| Charles Dickens         | 45 (1.5FE)                             | 60 (2FE)                              |
| Keyworth <sup>(1)</sup> | 45 (1.5FE)                             | 90 (3FE)                              |
| Albion                  | 30 (1FE)                               | 60 (2FE)                              |
| Phoenix                 | 60 (2FE)                               | 120 (4FE)                             |
| Crawford                | 60 (2FE)                               | 90 (3FE)                              |
| Bessemer Grange         | 60 (2FE)                               | 90 (3FE)                              |
| Bellenden               | 30 (1FE)                               | 60 (2FE)                              |
| Ivydale <sup>(2)</sup>  | 60 (2FE)                               | 90/120 (3/4FE)                        |
| <b>Total</b>            | <b>435 (14.5FE)</b>                    | <b>690/720 (23/24FE)</b>              |

(Source: 2015/16 Admissions brochure)

(1) Keyworth originally agreed to expand from 1.5FE to 2FE. In March 2015, this increased to 3FE

(2) Ivydale’s expansion to 4FE will be in 2 stages – to 3FE in 2016 and 4FE in 2017

## **KEY ISSUES FOR CONSIDERATION**

### **Approach to primary and secondary pupil place planning**

16. Southwark's pupil place planning is based on Greater London Authority (GLA) projections which are commissioned by Southwark and most London boroughs.

These are informed mainly by:

- Current school rolls
  - Birth rates
  - Underlying population projections
  - Migration
  - New housing development.
17. In primary place planning the borough is split into five smaller planning areas to enable place planning to respond to the more local pressure for places. These are broadly coterminous with the council's community council areas. These are given in table 2 overleaf, together with the state-funded schools that are contained within the individual planning areas, and the wards that constitute the planning areas.
18. A list of primary schools by planning area is included at Appendix A, and a map of individual primary school locations is attached at Appendix B. Secondary planning is carried out on a borough-wide basis because the catchment areas for secondary schools extends as far as, and beyond the borough's boundaries, and secondary age pupils are able to travel to secondary schools, inside and outside the borough. A map of secondary school locations is attached at Appendix C.
19. Place planning in recent years has been complicated by the academy presumption outlined in the Academies Act 2010, and the Education Act 2011 that requires authorities to facilitate academies or free schools rather than directly provide new schools themselves. An academy sponsor/free school group can apply to the EFA with a proposal for a school for their approval. The EFA only consults with (but does not seek the approval of) the local authority when a new academy or free school are proposed. These have, on occasion, been in areas where the council has identified no need for additional places, and where there is a risk that they abstract pupils from and potentially destabilise existing schools. The decision to open new schools therefore lies with the Education Funding Agency (EFA) and not the council.

### **Primary schools update**

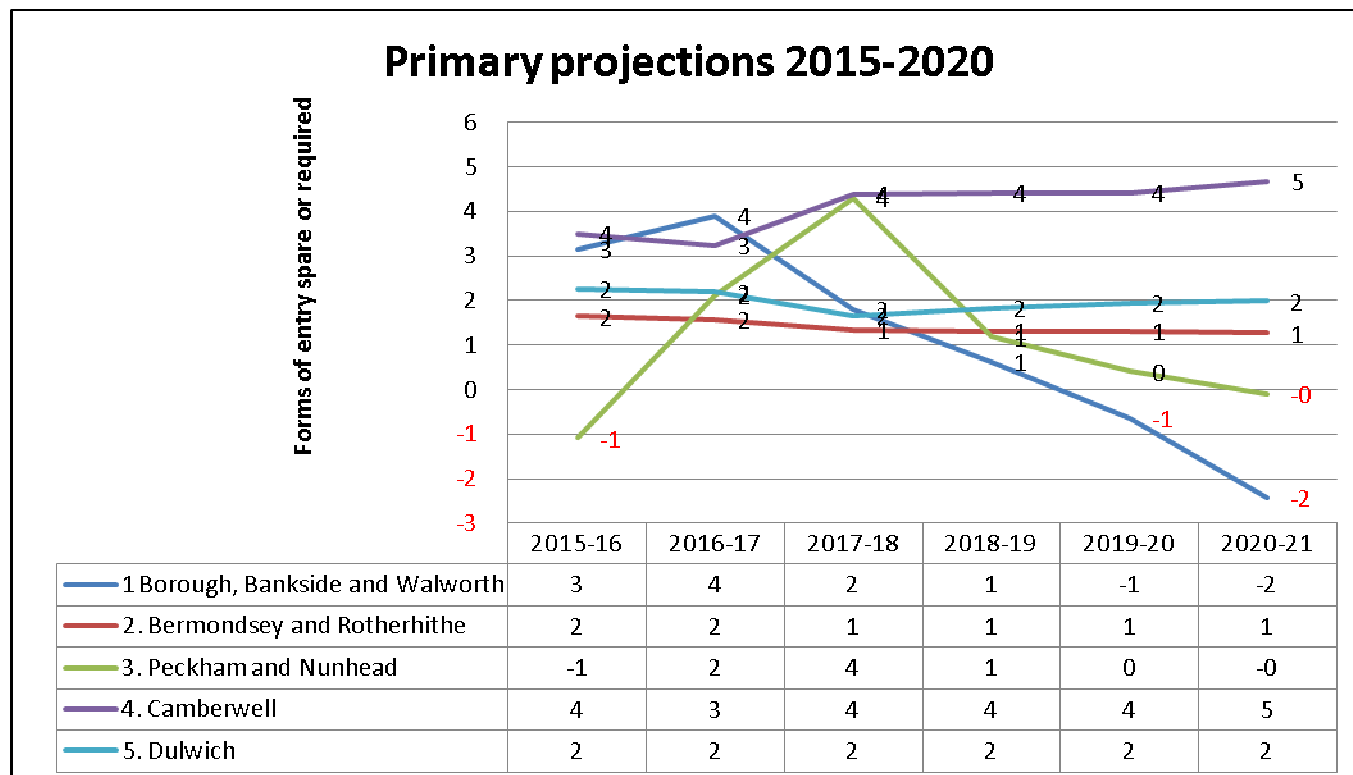
20. The primary investment strategy was agreed by Cabinet in July 2013 and updated by the cabinet member for children's services in January 2014. Table 2 below summarises the approved primary schools programme which will provide 21.5 additional forms of entry (FE) to meet forecast demand by September 2016. One form of entry is equivalent to 30 additional places in a year group or 210 places across a primary school.

**Table 2: Approved primary schools programme for permanent expansions**

| School                                     | Ofsted rating | Type                     | Planning Area                   | Additional Reception FE (places) for September 2016        |
|--|---------------|--------------------------|---------------------------------|--|
| Charles Dickens                            | Outstanding   | Expansion                | 1. Borough, Bankside & Walworth | +0.5FE   |
| Keyworth                                   | Outstanding   | Expansion                |                                 | +1.5FE   |
| Robert Browning                            | Good          | Expansion                |                                 | +0.5FE   |
| <b>1. Borough, Bankside &amp; Walworth</b> |               |                          |                                 | <b>+3FE (+90)</b>  |
| Albion                                     | Outstanding   | Expansion                | 2. Bermondsey & Rotherhithe     | +1FE   |
| Grange                                     | Good          | Expansion                |                                 | +0.5FE   |
| Galleywall (C of L)                        | N/A           | New School               |                                 | +2FE ( <i>open 2016</i> )                                  |
| Phoenix                                    | Good          | Expansion                |                                 | +2FE   |
| Redriff                                    | Outstanding   | Expansion                |                                 | +1FE   |
| <b>2. Bermondsey &amp; Rotherhithe</b>     |               |                          |                                 | <b>+6.5FE (+195)</b>                                       |
| Bellenden                                  | Good          | Expansion                | 3. Peckham & Nunhead            | +1FE   |
| Ivydale                                    | Good          | Expansion                |                                 | +1FE ( <i>in Sep 2016</i> )<br>+2FE ( <i>in Sep 2017</i> ) |
| <b>3. Peckham and Nunhead</b>              |               |                          |                                 | <b>+2FE(+60) (2016)</b><br><b>+3FE (+90) (2017)</b>        |
| Belham                                     | N/A           | New School               | 4. Camberwell                   | +2FE ( <i>opening Sep 2015</i> )                           |
| Bessemer Grange                            | Good          | Expansion                |                                 | +1FE   |
| Crawford                                   | Outstanding   | Expansion                |                                 | +1FE   |
| <b>4. Camberwell</b>                       |               |                          |                                 | <b>+4FE(+120)</b>  |
| Judith Kerr                                | N/A           | New School (Free school) | 5. Dulwich                      | +1.8FE ( <i>open 2014</i> )                                |
| Harris East Dulwich                        | N/A           | New School (Free School) |                                 | +2FE( <i>open 2014</i> )                                   |
| <b>5. Dulwich</b>                          |               |                          |                                 | <b>+3.8 FE(+110)</b>                                       |
| <b>All of Southwark</b>                    |               |                          |                                 | <b>+19.3FE (+580) 2016</b>                                 |

21. A number of issues have been identified in the Ivydale Primary School (in PA3) expansion that have hindered the ability of the school to operate across two sites from September 2016 with works underway. The school is seeking to expand in 2 phases, to 3FE (90 pupils in reception) in September 2016, and 4FE (120 places in reception) thereafter - from September 2017 - to allow the building works on the new school site to complete. Members are requested to endorse this variation from the decision taken at Cabinet in March 2015 at item 6.
22. Table 3 below gives an updated forecast of primary reception places expressed as forms of entry (FE), taking into account the planned expansion programme given in Tables 1 and 2, paragraph 18 and interpolating new population projections. These figures also anticipate the opening of Belham Primary Free School (in PA4) in September 2015, and Galleywall City of London Primary Academy on the old Galleywall Primary School site in September 2016.

**Table 3 – Primary Projections by Planning Area 2015-2020**



23. It can be seen that, despite adding 9.5FE in September 2016 across the north of the borough – 3 forms of entry (3FE) in Planning Area 1 (Borough, Bankside and Walworth) and 6.5FE to Planning Area 2 (Bermondsey and Rotherhithe), there will still be unmet need across the 2 areas combined from September 2020 onwards.
24. The position in Planning Areas 1 (Borough, Bankside and Walworth) for September 2019 will need revisiting next year to determine whether permanent additional provision will be required in these areas, but presently, we will have run out of space in Planning Areas 1 and 2 in September 2019, and be in deficit in September 2020.
25. An analysis of existing application and enrolment trends, as well as pupil projections and recent engagement with the developers has evidenced a need for additional provision in the Rotherhithe peninsular area. To this end, we have engaged with schools in the area and have ascertained that Rotherhithe Primary School would be suitable for expansion – presently, the school is a 2FE school housed in a variety of buildings that are in a state of poor repair. A rebuild of the school – full or partial – would allow us to be able to expand the school to contribute to meeting the needs of the new communities anticipated by the Canada Water development. Therefore, Cabinet approval is sought to proceed to formal consultation for the expansion of the school from 2FE (60 pupils per year group) to 3FE (90). The school will temporarily expand for 2015-2016, and 2016-2017, with a target for permanent expansion of September 2018. The school was rated “Good” by Ofsted when inspected in 2014. This would be financed in part by the Community Infrastructure Levy (CIL) deriving from the Canada Water development on the peninsula.
26. A number of other options for expansion are being explored with the Southwark Church of England (C of E) Diocese:

- St James C of E Primary School (in Planning Area 2 – Bermondsey and Rotherhithe) have taken a bulge class in 2015-2016 (taking 3FE rather than their normal 2FE) and have indicated a wish to expand permanently.
- St Paul's C of E Primary Walworth (in Planning Area 1 – Borough, Bankside and Walworth) have indicated a wish to expand from 1.5FE to 2FE

These proposals are both supported by the Diocesan authorities. If the governors of the school formally request this expansion, consultation by the governors (as the admissions authority) will be undertaken, and this would be brought to Cabinet for final decision in due course. Permanent expansions have not (yet) been taken into consideration in the school roll projections above.

27. The authority is aware that John Donne Primary School (in Planning Area 3 – Peckham and Nunhead) – an existing academies – has made an application for a 2FE Free School in Wave 9. As no site (and therefore no planning area) has been identified for this free school, this has not as yet incorporated this into our school roll projections.
28. In planning areas 4 (Camberwell) and 5 (Dulwich), the picture remains broadly similar to previous years. As can be seen, there is a comfortable cushion of places that will allow for parents to exercise a degree of choice from September 2016 onwards. It should be noted that schools on the edges of these planning areas will serve Planning Area 1 (BBW) and Planning Area 3 (Peckham and Nunhead) where shortages are projected in the future.
29. The 1FE shortage in Planning Area 3 (Peckham and Nunhead), for 2015/16, will be resolved by the opening of the 2FE Belham Primary (Free) School in the adjacent planning area which will also go some way to create a cushion of choice for places. Looking at longer term projections which show a shortfall again in 2020, at this stage it would perhaps be unwise to place further permanent expansions in this area that may not, in the long term be needed, particularly in respect of surpluses immediately adjacent to planning areas 4 and 5, the new provision being planned in Planning Area 2 (also adjacent) and the possibility of additional and the possibility of plans being brought forward in Planning Area 1 (again adjacent).
30. Under the regulations governing school alteration proposals, decision-makers – in this case the Cabinet - have the option to approve proposals, approve proposals with modifications, or to reject proposals. Approval can be conditional on certain factors, including the grant of planning permission. If conditional approval is considered, the decision-maker must set a date by which the condition should be met; however, this date can be modified before that date expires. The decision-maker must have regard to statutory guidance issued by the Secretary of State. The relevant DfE statutory guidance provides a non-exhaustive list of factors that decision makers must have regard to. The following factors are of relevance to any expansion proposals:
  - Effect on standards and school improvement
  - Demand for places
  - School size
  - Proposed admission arrangements
  - Community Cohesion
  - Travel arrangements and accessibility
  - Diversity and equal opportunities
  - Views of interested parties

- Capital funding and land
- School premises and playing fields
- Special Educational Needs (SEN) provision.

## Secondary school update

31. Southwark is one of the most improved and high performing London boroughs at secondary level. In 2014, 62.5% of pupils gained 5 or more GCSEs including English and Mathematics, placing us above national levels of performance overall. See table 4 below for details. Southwark performance in English and Maths are 7.5% and 8.5% above the national average. Performance from 2011-14 has fallen nationally by 1.6%, but has increased 4.5% in Southwark, placing the authority 5.9% above the national average.

**Table 4 – KS4 performance –Southwark and nationally, 2011-2014**

|                                   | % of pupils making expected progress |              | % achieving 5+ A*-C GCSEs (or equivalent) including English & Maths |              |              |              |
|-----------------------------------|--------------------------------------|--------------|---|--------------|--------------|--------------|
|                                   | English                              | Maths        | 2011  | 2012         | 2013         | 2014         |
| <b>England</b><br>(state schools) | 71.6%                                | 65.5%        | 58.2%   | 58.8%        | 60.6%        | 56.6%        |
| <b>Southwark</b>                  | <b>79.1%</b>                         | <b>74.0%</b> | <b>58.0%</b>  | <b>58.8%</b> | <b>65.2%</b> | <b>62.5%</b> |

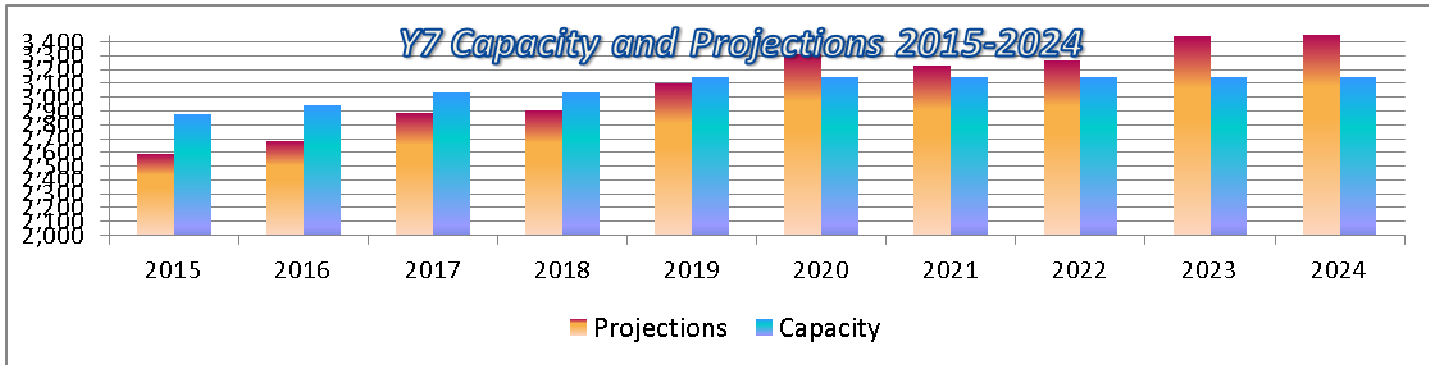
(Source DfE Performance tables website, 2014)

32. At the March and July 2014 meetings, cabinet were advised that overall there is sufficient capacity within Southwark schools to meet the demand for year 7 places until 2016 but that a shortage of places is forecast from September 2017, rising steeply in subsequent years.
33. The 2015 GLA projections the council has received since then have been revised with new birth data, Y6-Y7 transfer data from primary schools, and up to date planning data. This shows that, whilst the demand is no longer as urgent in time as was previously reported to Cabinet in July 2014, additional provision will need to be in place for 2019-2020 to meet anticipated demand, with another secondary school needed by 2022-23, over and above the Charter School (East Dulwich) School on the Dulwich Hospital site identified and approved.
34. The Charter School (East Dulwich) has received DfE approval to open (most likely on a temporary site), from September 2016 onwards. The temporary site has not yet been identified but it is likely that it will not have the capacity to allow the school to open at 8FE. A smaller intake may be necessary until the new site is ready for occupation (with a target date of September 2018). No decision has yet been taken regarding the size of the initial intake but the figures below are based on a 4FE intake for the first two years.
35. Table 5 below sets out the forecast demand for secondary places over the next nine years. Since the meeting in July 2014, the following additional provision has been factored in. Other potential expansions have not (yet) been factored in until approved.
- the provision of an 8FE secondary school on the Dulwich Hospital site.4FE in September 2016 and September 2017, and 8FE from September 2018
  - A 1FE permanent increase at St Michaels Catholic College in 2016-17
  - A 2FE temporary expansion by Kingsdale School for 2015-16.



**Table 5 Secondary place demand for Year 7 2016-2024 (Source, GLA projections 2015)**

|                            | 2015        | 2016        | 2017        | 2018        | 2019       | 2020        | 2021       | 2022        | 2023        | 2024        |
|----------------------------|-------------|-------------|-------------|-------------|------------|-------------|------------|-------------|-------------|-------------|
| <b>Projections</b>         | 2,592       | 2,681       | 2,889       | 2,907       | 3,097      | 3,314       | 3,225      | 3,263       | 3,444       | 3,459       |
| <b>Capacity</b>            | 2,880       | 2,940       | 3,030       | 3,030       | 3,145      | 3,145       | 3,145      | 3,145       | 3,145       | 3,145       |
| <b>Difference (Pupils)</b> | <b>+301</b> | <b>+259</b> | <b>+141</b> | <b>+123</b> | <b>+48</b> | <b>-169</b> | <b>-80</b> | <b>-118</b> | <b>-299</b> | <b>-314</b> |
| <b>Difference (FE)</b>     | <b>+10</b>  | <b>+9</b>   | <b>+5</b>   | <b>+4</b>   | <b>+2</b>  | <b>-6</b>   | <b>-3</b>  | <b>-4</b>   | <b>-10</b>  | <b>-10</b>  |



36. These forecasts are presented with the proviso that demand for secondary places is much less predictable than for primary places from factors, such as, the pattern of house moves among families, the housing market and fluctuations in the popularity and provision of schools both within and outside the borough. The projections are refreshed on an annual basis to maximise accuracy.
37. Secondary school roll projections are based in part on numbers already admitted to Southwark primary schools. Imports and exports to neighbouring boroughs, (mainly Lewisham and Lambeth), sit equally around 22%. The net result is that there is a high overall retention of primary aged numbers (92%) through to Southwark Secondary Schools and therefore secondary age projections are likely to be a reasonably prediction of medium to longer term demand. That said, there are a number of factors that will impact on the accuracy of ward based GLA primary school age projections, including their sensitivity to borough migration, high mobility, and the impact of new housing. Officers have undertaken an exercise to develop Southwark own projections based on GLA data, which should offer a greater degree of accuracy in terms of ward birth data, cohort retention ratios, in borough mobility, housing development and associated child yield. The exercise would be prudent to guide investment decisions and will help to support bids to the EFA.
38. It was noted that despite an overall improvement in educational performance and an increasing proportion of families gaining one of their preferences, a significant variation in the popularity of schools exists among parents, which indicates that the balance between demand and the availability of places is not evenly distributed across the borough. The lack of direct transport links between home and school, particularly in the south of the borough, also acts as a barrier to families' access to places in their preferred schools.
39. For these reasons, actual demand year on year is very closely monitored by officers to inform the scale and timing of temporary or permanent expansions, and to ensure the effectiveness and a positive impact of the same. Cabinet was informed in March and July 2014 that the future demand for secondary places could be met partly through the expansion of existing schools and partly through the construction of new school(s). As the council no longer has any directly managed secondary schools in the borough and as there is a legal requirement that new

schools will be free schools/academies, the role of the council is to assist and facilitate individual schools in developing proposals, applying for funds and implementation, rather than as direct provider.

40. The EFA has little direct knowledge of the demographic issues in the borough and will look to the council to provide guidance. The council can also influence the outcome through its liaison and partnership working with the EFA and through the town planning process. In the last 12 months, closer liaison has been achieved and it hoped that the EFA will continue to take full account of the council's views and advice on the provision of school places.
41. In autumn 2012, all secondary schools were invited to take part in an architectural study to ascertain their capacity to expand. Four popular and oversubscribed schools took part in the study – St Michaels Catholic College, City of London Academy, Bacon's College and Kingsdale School – all of which were found to have capacity to expand. Given the demand forecasts, officers went back to all Southwark's secondary schools to ascertain their appetite and capacity for expansion. St Michaels have made a successful application for expansion to the EFA, and discussions continue with other schools, as outlined in paragraphs 43-47
42. Table 5 shows that, whilst overall there is capacity within Southwark schools to meet the forecast demand for year 7 places until 2019-20, an increase in demand begins in September 2020 rising swiftly to around 10FE in 2022-23 and 2023-24. This means that any programme of permanent expansion needs to start coming through by September 2019, probably with a new school beginning operation at this time. The need for additional capacity by or beyond September 2022 needs to be kept under review. This would still leave a four year planning period, if required, and allow the decision to be more robust. A map of existing (and agreed) secondary schools is included as Appendix B.

#### **Expansion of existing secondary schools**

43. As noted in paragraph 29, all secondary schools were invited in autumn 2012 to participate in a study to assess the capacity to expand by 1FE. St Michael's Catholic College subsequently made an successful bid in January 2015 to the EFA for funds to expand, which has been factored into the above projections and capacity
44. Bacon's College has indicated a wish to consider a request to expand by 2FE, subject to a successful bid to the EFA. The council would welcome and support an expansion of Bacons College, as it is in an area where significant population growth is expected arising from new housing and it is a popular and successful school.
45. Kingsdale School have also expressed a wish to expand by 1-2FE, but the low percentage of pupils attending the school from Southwark could potentially mean any expansion at this site may not benefit Southwark pupils proportionate to the potential expenses incurred. However, the council's welcomes the interest and will continue to explore whether an expansion of benefit to Southwark pupils could be secured.
46. As the schools are both academies, they are not required to publish statutory proposals (outside of any amendments to admissions procedures) or seek local authority approval for these expansions. Based on these responses, an additional 3FE to 4FE might reasonably be expected from the existing estate, leaving scope and need for additional, new provision in the borough – around an additional 6FE would be required from 2022/23 onwards over above the planned expansions outlined above and the Charter School East Dulwich.

47. The council has been in contact with both Lewisham Council and Haberdasher's Hatcham College in regard to a piece of land in the ownership of the Haberdasher's Hatcham College, and presently used as playing fields. The College – an academy – is looking to expand and this site has been identified as a potential expansion site. The school itself is situated in Lewisham, but the playing fields are situated within Southwark, so would require planning permission from the council to proceed. Proposals are at an early stage prior to deciding what the school may wish to place at this location, and there are a number of complicating factors – the land is Metropolitan Open Land. Officers will continue to engage with Haberdashers' and Lewisham Council to clarify what is planned for this location, the possible benefit for Southwark pupils and what the effects on Southwark secondary schools – will be.

### **New secondary schools in Southwark**

48. As mentioned in paragraph 31, the Charter School (East Dulwich) received EFA approval to open on a temporary site from September 2016 onwards. The temporary site has not yet been identified but it is likely that it will not have the capacity to allow the school to open at 8FE. A smaller intake may be necessary until the new site is ready for occupation (with a target date of September 2018). The sponsoring Trust has not yet made a decision about the size of the intake in the first two years.
49. As noted in paragraph 19, the Academies Act 2010, and Education Act 2011, an academy sponsor or free school group can apply to the EFA with a proposal for a school for their approval. The EFA only consults with (but does not seek the approval of) the local authority when the new academy or free school are proposed. The decision to open new schools therefore lies solely with the Education Funding Agency (EFA) and not the council.
50. There are a limited number of potential new school sites, all with inherent risks and opportunities, along with advantages and disadvantages. The Fire Station site in SE1 has been identified and named as a potential site as part of a Free School application by a number of free school applicant groups – officers will keep Cabinet informed as to developments in this area. Any development on this site would need to have due regard to obtaining planning permission, which is likely to take some time, give the building's listed status
51. The authority has been working closely in recent months with the EFA and have constructively engaged with them on a number of occasions to ascertain the viability of projects and the status of potential academy and free school sites across the borough – it is hoped this relationship will continue into the future and will allow the authority to have an input into the school landscape.

### **Statutory proposals**

52. At the meeting in March 2014, cabinet approved the proposed enlargements of Albion, Bessemer Grange, Charles Dickens, Crawford, Grange and Keyworth primary schools following statutory consultation with stakeholders. In March 2015, a similar statutory process to underpin the expansion of Robert Browning, Phoenix, Ivydale and Bellenden primary schools was undertaken and approved by Cabinet. As an academy, Redriff was not required to consult on their expansion.
53. Any proposal by the local authority of an enlargement of the capacity of a non-academy school which results in an increase of 30 pupils and an increase of more than 25% or 200 pupils (whichever is the lesser) requires the publication of statutory proposals. In Southwark, all non-Academy secondary schools are voluntary aided and the necessary consultation would be managed by these

schools directly. The decision items for this report include a request for Rotherhithe Primary School to commence consultation on expanding from 2 to 3FE, with a report coming to a future cabinet meeting for approval. If St James C of E Primary governors decide to expand, this would also be the subject of statutory processes and Cabinet approval. Academies and Free Schools are not required to follow a statutory consultation process with regard to expansion. Were Bacon's College or Kingsdale School to wish to expand, they would not be required to undertake consultation on expansion proposals. Similarly, whilst the EFA will (informally) consult with authority when they have received and approved a free school application, the final decision to open the school remains the EFA's alone.

## **Consultation**

54. If statutory proceedings to expand non-academy schools are undertaken, informal consultation will be carried out by Regeneration with individual schools, involving meetings with parents/carers, staff and governors, including a drop-in parents' meeting at all of the schools. At the formal stage, notices will be issued to the schools concerned and Southwark councillors and Southwark, Lambeth and Lewisham MPs, the Southwark Diocesan Board and Commission, and neighbouring authorities will all be written to elicit their views on the proposed expansions.

## **Policy implications**

55. The primary planning and investment strategies are aligned to local planning and policy frameworks, including the Council Plan and Children and Young People's Plan. These outline the council's commitment to supporting schools to be outstanding, with children and young people able to achieve their full potential, and parents able to exercise real choice in a high-performing schools system.
56. When formulating the Primary and Secondary expansion programmes, the council considers the suitability of all schools in Southwark and the risks and advantages of expanding each. The risks of not expanding schools are considerable. The council has a limited scope to expand existing provision, and not expanding the schools could potentially leave the council vulnerable to legal action for not meeting its target duty to provide sufficient primary school places. Section 14 of the Education Act 1996 places a duty on local authorities to secure that there are sufficient primary and secondary school places in their area. Local authorities must ensure there are enough school places to meet needs as well as working to secure diversity of provision and increasing opportunities for parental choice.
57. Local authorities are also bound by the duty to take into account parental preference in so far as to do so avoid unreasonable public expenditure.
58. It should be noted that the situation with free school applications and academy conversions remain fluid, and that there is an end date for consideration of the 30th June 2015 – officers will, of course, make Members aware verbally of any developments post this date.

## **Community impact statement**

59. The Public Sector Equality Duty, at section 149 of the Equality Act, requires public bodies to consider all individuals when carrying out their day to day work – in shaping policy, in delivering services and in relation to their own employees. It requires public bodies to have due regard when carrying out their activities to the need to eliminate discrimination, advance equality of opportunity, and foster good relations between people with protected characteristics and those with none. The council's Approach to Equality ("the approach") commits the council to

ensuring that equality is an integral part of our day to day business.

60. "Protected characteristics" are the grounds upon which discrimination is unlawful – the characteristics are: age, disability, gender reassignment, marriage and civil partnership, pregnancy and maternity, race, religion or belief, gender and sexual orientation. In this case, the characteristics covering gender reassignment, marriage and civil partnership, pregnancy and maternity, and sexual orientation are unlikely to be issues we need to consider in the expansion of the schools in question.
61. The recommendations cited in items 1-7, by enabling the expansion of primary and secondary provision to meet demand have the potential to advance equality of opportunity, and foster good relations between people with protected characteristics and those with none.

### **Resource implications**

62. The July 2014 cabinet report identified an overall available budget for the programme of £70.5m. The revised funding of £106.4m, (including proposed variations and transfers of £35.9m) at Quarter 3 2014-15 is sufficient to fund all these proposed enlargements.
63. The July 2014 cabinet report delegated the authority to the strategic director of children's and adults' services to allocate the budgets for individual primary school expansion programmes from within the existing available resources.
64. The expected budgets for the first wave of schools in this report are being met from existing identified resources. Budget allocation is made at the gateway 2 award of the contract for the construction of the school expansions.
65. Schools will be responsible for any ongoing revenue implications arising from the expansion. The Dedicated Schools Grant will fund the schools for the additional expansion class pupils via the revenue "growth fund" in the first financial year of expansion (agreed by the Schools Forum); and thereafter via the schools funding formula. The "growth fund" is agreed annually by the Schools Forum and funded through a top-slice from the Dedicated Schools Grant (DSG). It should be noted that different arrangements apply to some academies and free schools, who are funded by the EFA based on estimated numbers with funding recouped from the DSG allocation. LA's received an additional DSG cash transfer in 2015-16 to offset these costs but no commitment has been made in relation to future years; it is likely that these costs will need to be met from existing DSG resources.

### **SUPPLEMENTARY ADVICE FROM OTHER OFFICERS**

#### **Director of Legal Services**

66. The council's general duty in relation to securing sufficient school places in its area, and its functions in relation to making alterations to its existing maintained schools, is described in the body of the report.
67. Cabinet is reminded that the public sector equality duty under section 149 Equality Act 2010, as set out in the Community Impact section of the report, applies to the exercising any of its functions.

#### **Strategic Director of Finance and Corporate Services (FCS15/012)**

68. The strategic director of finance and corporate services notes the updated strategy for pupil place planning and that the capital financial implications are set

out within the council's capital programme and revenue costs are met from the DSG.

## BACKGROUND DOCUMENTS

| Background Papers  | Held At   | Contact                        |
|--|---|--------------------------------|
| Primary Investment Strategy – Report to Cabinet July 2013  | Council Offices, 160 Tooley Street, London, SE1 2QH | Merril Haeusler, 020 7525 3755 |
| <b>Link</b> <a href="http://moderngov.southwark.gov.uk/documents/s39446/Report%20Primary%20Investment%20Strategy.pdf">http://moderngov.southwark.gov.uk/documents/s39446/Report%20Primary%20Investment%20Strategy.pdf</a>  |   |                                |
| Primary Investment Strategy Update – report to Cabinet member for Children's Services - January 2014   | Council Offices, 160 Tooley Street, London, SE1 2QH | Merril Haeusler, 020 7525 3755 |
| <b>Link</b> <a href="http://moderngov.southwark.gov.uk/documents/s43491/Report.pdf">http://moderngov.southwark.gov.uk/documents/s43491/Report.pdf</a>  |   |                                |
| School Places Strategy Update – report to Cabinet member for Children's Services - March 2014  | Council Offices, 160 Tooley Street, London, SE1 2QH | Merril Haeusler, 020 7525 3755 |
| <b>Link</b> <a href="http://moderngov.southwarksites.com/documents/s45063/Report%20School%20Places%20Strategy%20Update.pdf">http://moderngov.southwarksites.com/documents/s45063/Report%20School%20Places%20Strategy%20Update.pdf</a>  |   |                                |
| Permanent enlargement of Albion, Bessemer Grange, Charles Dickens, Crawford, Grange and Keyworth primary schools – considering the initial consultation and agreeing the publication of statutory notices - March 2014   | Council Offices, 160 Tooley Street, London, SE1 2QH | Andy Brown 020 7525 3755       |
| <b>Link</b> <a href="http://moderngov.southwarksites.com/documents/s45064/Report%20Permanent%20enlargement%20of%20primary%20schools.pdf">http://moderngov.southwarksites.com/documents/s45064/Report%20Permanent%20enlargement%20of%20primary%20schools.pdf</a>  |   |                                |
| School Places Strategy Update– report to Cabinet member for Children's Services - July 2014  | Council Offices, 160 Tooley Street, London, SE1 2QH | Andy Brown 020 7525 3755       |
| <b>Link</b> <a href="http://moderngov.southwarksites.com/documents/s47494/Report%20School%20Places%20Strategy%20Update.pdf">http://moderngov.southwarksites.com/documents/s47494/Report%20School%20Places%20Strategy%20Update.pdf</a>  |   |                                |
| School Organisation – Statutory Guidance for proposers and decision-makers - January 2014 – DfE  | Council Offices, 160 Tooley Street, London, SE1 2QH | Ric Euteneuer 020 7525 5018    |
| School Organisation - Maintained Schools Annex A: Further information for proposers - January 2014 - DfE   | Council Offices, 160 Tooley Street, London, SE1 2QH | Ric Euteneuer 020 7525 5018    |
| School Organisation Maintained Schools Annex B: Guidance for Decision-makers - January 2014 – DfE  |   |                                |
| <b>Links</b> <a href="https://www.gov.uk/government/uploads/system/uploads/attachment_data/file/278418/School_Organisation_Guidance_2014.pdf">https://www.gov.uk/government/uploads/system/uploads/attachment_data/file/278418/School_Organisation_Guidance_2014.pdf</a><br><a href="https://www.gov.uk/government/uploads/system/uploads/attachment_data/file/278420/School_Organisation_Guidance_2014_-_Annex_A.pdf">https://www.gov.uk/government/uploads/system/uploads/attachment_data/file/278420/School_Organisation_Guidance_2014_-_Annex_A.pdf</a><br><a href="https://www.gov.uk/government/uploads/system/uploads/attachment_data/file/278422/School_Organisation_Guidance_2014_-_Annex_B.pdf">https://www.gov.uk/government/uploads/system/uploads/attachment_data/file/278422/School_Organisation_Guidance_2014_-_Annex_B.pdf</a> |   |                                |
| The Essential Guide to the Public Sector Equality Duty 3rd edition April 2011, updated: January 2015   | Council Offices, 160 Tooley Street, London, SE1 2QH | Ric Euteneuer 020 7525 5018    |
| <b>Link</b> <a href="http://www.equalityhumanrights.com/sites/default/files/publication_pdf/PSED%20Essential%20Guide%20-%20Guidance%20for%20English%20Public%20Bodies.pdf">http://www.equalityhumanrights.com/sites/default/files/publication_pdf/PSED%20Essential%20Guide%20-%20Guidance%20for%20English%20Public%20Bodies.pdf</a>  |   |                                |
| School Organisation (Prescribed Alterations to Maintained Schools) (England) Regulations 2013  | Council Offices, 160 Tooley Street, London, SE1 2QH | Ric Euteneuer 020 7525 5018    |
| <b>Link</b> <a href="http://www.legislation.gov.uk/ukxi/2013/3110/pdfs/ukxi_20133110_en.pdf">http://www.legislation.gov.uk/ukxi/2013/3110/pdfs/ukxi_20133110_en.pdf</a>  |   |                                |

## APPENDICES

| No.        | Title                                    |
|------------|--|
| Appendix A | List of primary schools by planning area |
| Appendix B | Map of Primary Schools in the borough    |
| Appendix C | Map of Secondary Schools in the borough  |

## AUDIT TRAIL

|  |  |                          |
|--|--|--------------------------|
| <b>Cabinet Member</b>  | Councillor Victoria Mills, Cabinet Member for Children and Schools |                          |
| <b>Lead Officer</b>  | Kerry Crichlow, Director of Strategy & Commissioning               |                          |
| <b>Report Author</b>   | Ric Euteneuer, School Place Planning Strategy Officer              |                          |
| <b>Version</b>   | Final  |                          |
| <b>Dated</b>   | 9 July 2015  |                          |
| <b>Key Decision?</b>   | Yes  |                          |
| <b>CONSULTATION WITH OFFICERS/DIRECTORATES /CABINET MEMBER</b> |  |                          |
| <b>Officer Title</b>   | <b>Comments sought</b>   | <b>Comments included</b> |
| Director of Legal Services                                     | Yes  | Yes                      |
| Strategic Director of Finance and Corporate Services           | Yes  | Yes                      |
| <b>Cabinet Member</b>  | Yes  | Yes                      |
| <b>Date final report sent to Constitutional Team</b>           |  | 9 July 2015              |

**APPENDIX A**

List of schools by Planning Area

| Name of Planning area (PA)      | Council Wards   | Primary Schools in PA   |
|---------------------------------|---|---|
| 1. Borough, Bankside & Walworth | Cathedrals<br>Chaucer<br>East Walworth<br>Faraday<br>Newington                              | Cathedral School RC<br>Charles Dickens<br>Charlotte Sharman<br>Cobourg<br>Crampton<br>English Martyrs RC<br>Friars<br>Keyworth<br>Michael Faraday<br>Robert Browning<br>St Georges Cathedral C of E<br>St Johns Walworth C of E<br>St Joseph's 0339<br>St Jude's<br>St Paul's<br>St Peters<br>Surrey Square<br>The Globe Academy<br>Townsend<br>Victory   |
| 2. Bermondsey & Rotherhithe     | Grange<br>Livesey (part)<br>Riverside<br>Rotherhithe<br>South<br>Bermondsey<br>Surrey Docks | Albion<br>Alfred Salter<br>Boutcher C of E<br>Galleywall ( <i>to open Sep 2016</i> )<br>Grange<br>Ilderton<br>Peter Hills with St Mary's & St.<br>Paul's C of E<br>Phoenix<br>Pilgrims Way<br>Redriff<br>Riverside<br>Rotherhithe<br>Snowsfields<br>Southwark Free School<br>Southwark Park<br>St James C of E<br>St Johns R.C. Primary School<br>St Joseph's RC 014B<br>St Joseph's RC 026<br>Tower Bridge |
| 3. Peckham & Nunhead            | Livesey (part)<br>Nunhead<br>Peckham<br>Peckham Rye<br>The Lane                             | Bellenden<br>Camelot<br>Gloucester<br>Harris Academy Peckham Park<br>Harris Primary Free School<br>Peckham<br>Hollydale<br>Ivydale<br>John Donne<br>Rye Oak<br>St Francesca Cabrini RC  |

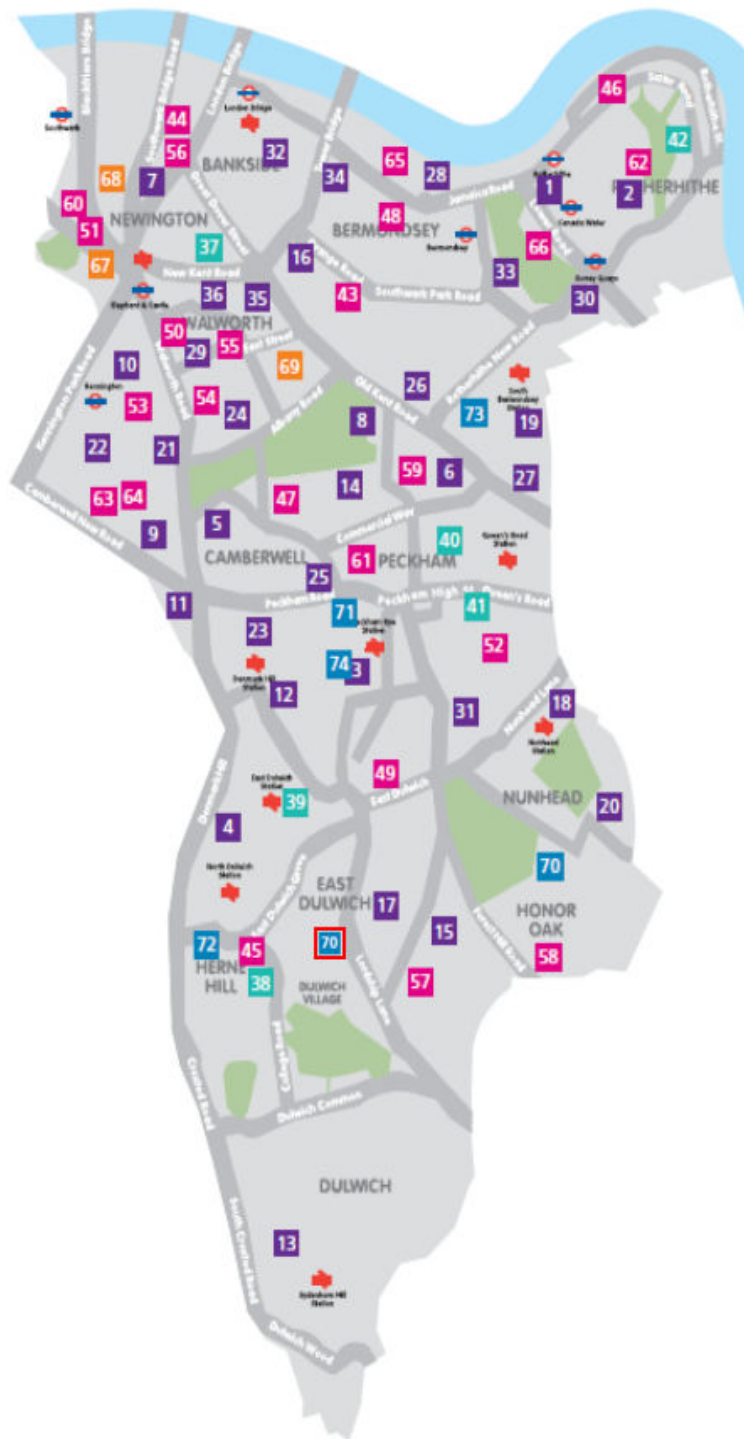


| Name of Planning area (PA) | Council Wards  | Primary Schools in PA  |
|----------------------------|--|--|
|                            |  | St Francis RC Primary School<br>St James The Great RC<br>St John's & St Clements<br>St Mary Magdalene  |
| 4. Camberwell              | Brunswick Park<br>Camberwell<br>Green<br>South<br>Camberwell | Belham ( <i>to open Sep 2015</i> )<br>Bessemer Grange<br>Brunswick Park<br>Comber Grove<br>Crawford<br>Dog Kennel Hill<br>John Ruskin<br>Lyndhurst<br>Oliver Goldsmith<br>St Georges C of E<br>St Joseph's 046 Infants<br>St Joseph's 046 Junior |
| 5. Dulwich                 | College<br>East Dulwich<br>Village                           | Dulwich Wood Primary<br>Dulwich Hamlet Junior<br>Dulwich Village Infants (CofE)<br>Goodrich<br>Goose Green<br>Heber<br>Harris Primary East Dulwich<br>Judith Kerr Free School<br>St Anthony's RC   |

MAP OF PRIMARY SCHOOLS IN THE BOROUGH

Map of primary schools in Southwark

# Map of primary schools in Southwark



## Community primary schools

- 1 Albion Primary School
- 2 Alfred Salter Primary School
- 3 Bellenden Primary School
- 4 Bessemer Grange Primary School
- 5 Brunswick Park Primary School
- 6 Camelot Primary School
- 7 Charles Dickens Primary School
- 8 Cobourg Primary School
- 9 Comber Grove Primary School
- 10 Crampton Primary School
- 11 Crawford Primary School
- 12 Dog Kennel Hill Primary School
- 13 Dulwich Wood Primary School
- 14 Gloucester Primary School
- 15 Goodrich Primary School
- 16 Grange Primary School
- 17 Heber Primary School
- 18 Hollydale Primary School
- 19 Ilderton Primary School
- 20 Ivydale Primary School
- 21 John Ruskin Primary School
- 22 Keyworth Primary School
- 23 Lyndhurst Primary School
- 24 Michael Faraday Primary School
- 25 Oliver Goldsmith Primary School
- 26 Phoenix Primary School
- 27 Pilgrim's Way Primary School
- 28 Riverside Primary School
- 29 Robert Browning Primary School
- 30 Rotherhithe Primary school
- 31 Rye Oak Primary School
- 32 Snowfields Primary School
- 33 Southwark Park School
- 34 Tower Bridge Primary School
- 35 Townsend Primary School
- 36 Victory Primary School

## Academies

- 37 ARK Globe Academy
- 38 Dulwich Hamlet Junior School
- 39 Goose Green Primary School
- 40 Harris Primary Academy, Peckham Park
- 41 John Donne Primary School
- 42 Redriff Primary School

## Voluntary aided schools

- 43 Boucher Church of England Primary School
- 44 The Cathedral School of St Saviour and St Mary Overie
- 45 Dulwich Village C of E Infants' School
- 46 Peter Hills with St Mary's and St Paul's C of E Primary School
- 47 St George's C of E Primary School
- 48 St James' C of E Primary School
- 49 St John's and St Clement's C of E Primary School
- 50 St John's Walworth C of E Primary School
- 51 St Jude's C of E Primary School
- 52 St Mary Magdalene C of E Primary School
- 53 St Paul's C of E Primary School
- 54 St Peter's Walworth C of E Primary School
- 55 English Martyrs' Catholic Primary School
- 56 Saint Joseph's Catholic Primary School, The Borough
- 57 St Anthony's Catholic Primary School
- 58 St Francesca Cabrini Primary School
- 59 St Francis Catholic Primary School
- 60 St George's Cathedral Catholic Primary School
- 61 St James the Great Catholic Primary School
- 62 St John's Catholic Primary School
- 63 St Joseph's Catholic Infants' School
- 64 St Joseph's Catholic Junior School
- 65 St Joseph's Catholic Primary School, George Row
- 66 St Joseph's Catholic Primary School, Gomm Road

## Foundation schools

- 67 Charlotte Sharman Primary School
- 68 Friars Primary Foundation School
- 69 Surrey Square Primary School

## Free schools

- 70 Harris Primary Academy East Dulwich
- 71 Harris Primary Free School Peckham
- 72 Judith Kerr Free School
- 73 Southwark Free School
- 74 The Belham Primary School
- 70 Harris Primary Academy East Dulwich (New site)

MAP OF SECONDARY SCHOOLS IN THE BOROUGH

Map of secondary schools in Southwark

Map of secondary schools in Southwark

Key

- Academies
- Church of England
- Catholic
- Free

The schools

- 1 ARK All Saints Academy
- 2 ARK Globe Academy
- 3 Bacon's College
- 4 Compass School Southwark
- 5 Harris Academy Bermondsey
- 6 Harris Academy Peckham
- 7 Harris Boys' Academy East Dulwich
- 8 Harris Girls' Academy East Dulwich
- 9 Kingsdale Foundation School
- 10 Notre Dame RC Girls' School
- 11 Sacred Heart Catholic School
- 12 St Michael's Catholic College
- 13 St Saviour's and St Olave's School
- 14 St Thomas the Apostle College
- 15 The Charter School
- 16 The City of London Academy
- 17 University Academy of Engineering South Bank
- 18 Walworth Academy
- 19 Charter School East Dulwich site

