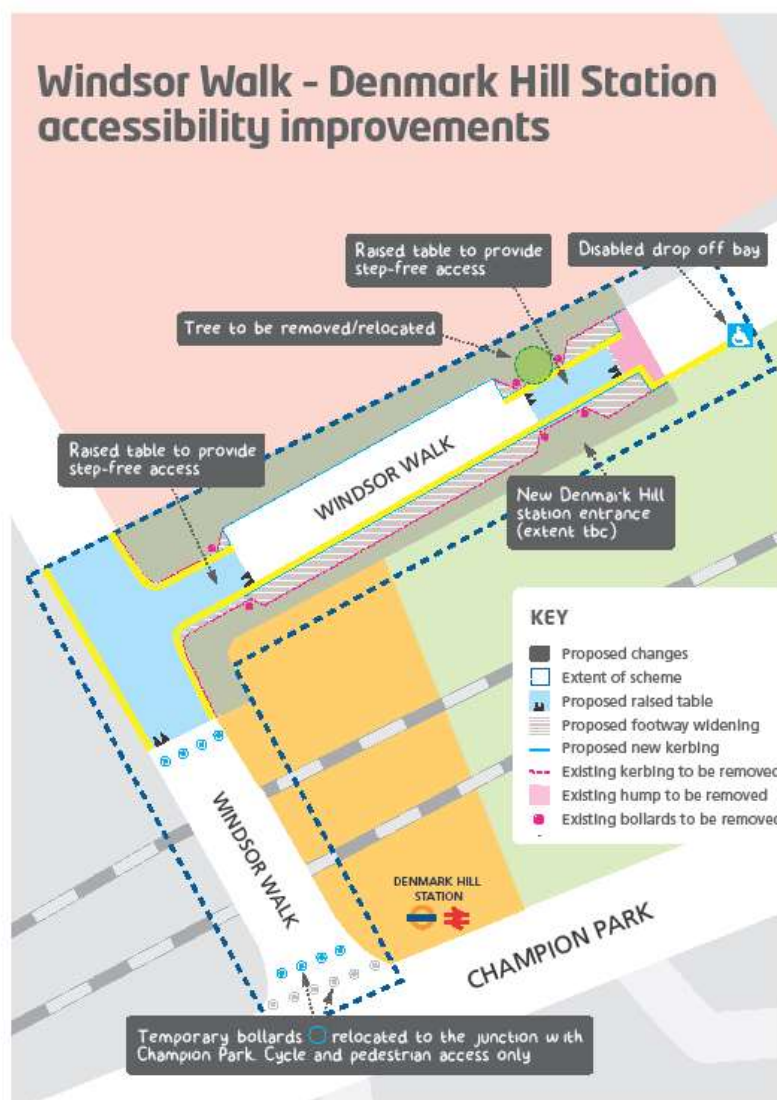


Windsor Walk – Denmark Hill Station

accessibility improvement

Consultation Report

September 2022



Introduction

This report is produced by the London Borough of Southwark Highways team to provide a summary on the consultation exercise for the improvements in late 2020.

Network Rail have provided a new Denmark Hill station and cycle hub at Denmark Hill to relieve station crowding and support more reliable train services.

Southwark Council welcomes these improvements and has committed to make disability access, walking and cycling easier to and from the station. We're proposing below measures

1. Decluttering the pavement/ removing unnecessary signs
2. Widening the pavement from the new station entrance by removing 7 short stay/permit parking bays
3. Installing a new disabled drop-off bay
4. Replacing the planters on the bridge with bollards to create more space for cyclists and to prevent illegal car parking on the bridge
5. Moving the bollard line to the kerb on Champion Park to prevent parked cars obstructing the pelican crossing
6. installing cycle parking on the new kerblines, maximising access for both walking and cycling
7. providing a safe, step-free crossing between the station and the hospital

Public consultation on these measures was held between 4 July 2022 and 7 August 2022. After the measures were installed, to inform whether these measures should be made, permanent, modified, or removed. All local residents, businesses, commuters and disabled people who travelled through the area were invited to participate on the proposals.

Consultation Process

First of all, mailing lists were extracted from Southwark's Smart2 GIS mapping system and database.

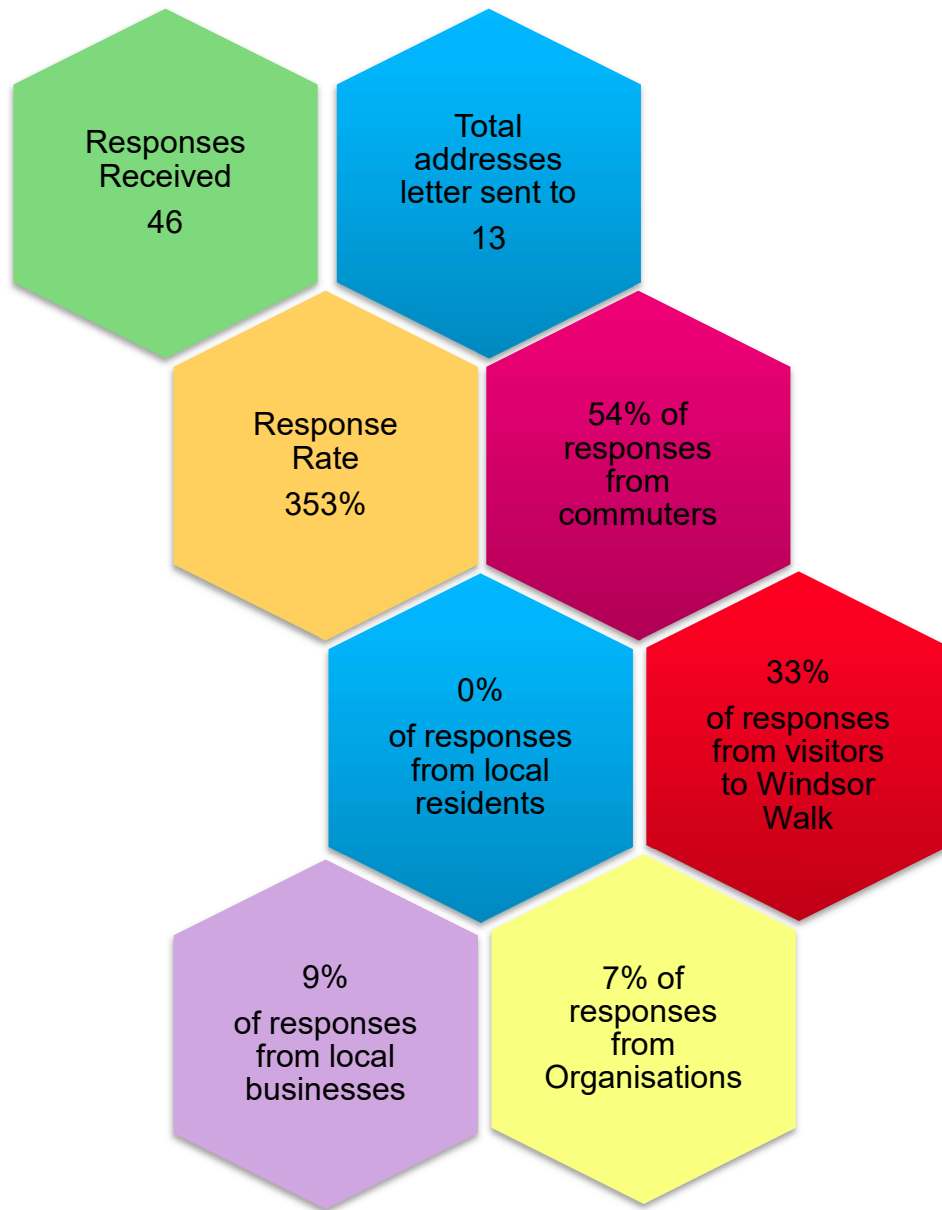
Letters were sent out on the end-June 2022 to notify residents and businesses that the consultation would be opened from 4 July 2022 to 7 August 2022, and people are welcome to take part in the survey to leave comments.

Total 12 posters were put up on the lamp posts of Windsor Walk and both Denmark Hill station entrances with the consent of Network Rail.

Letter addresses to the consultees to respond to the consultation via the Council's online consultation portal. It also included a consultation link ([How can we make Windsor Walk more accessible? - London Borough of Southwark - Citizen Space](#)) to respond and a freepost address to request paper copies of the survey.

All letters were delivered by Royal Mail.

Headline Consultation Numbers



Detailed Consultation Responses

To what extent do you support the following aspects of this scheme?

This is the key question that will help to guide what we do next. Below we have provided the overall result, and broken it down by different categories of respondent.

Overall result:

	Strongly support	Support	Not sure	Don't support	Not answered	Grand Total
To what extent do you support the installation of disabled drop off bay	26	13	2	4	1	46

	Strongly support	Support	Not sure	Don't support	Grand Total
To what extent do you support decluttering the pavement / removing unnecessary signs	32	10	2	2	46

	Strongly support	Support	Not sure	Don't support	Grand Total
To what extent do you support widening the pavement	27	11	4	4	46

	Strongly support	Support	Not sure	Don't support	Grand Total
To what extent do you support replacing the planters with bollards to prevent illegal parking and create more space	17	11	4	14	46

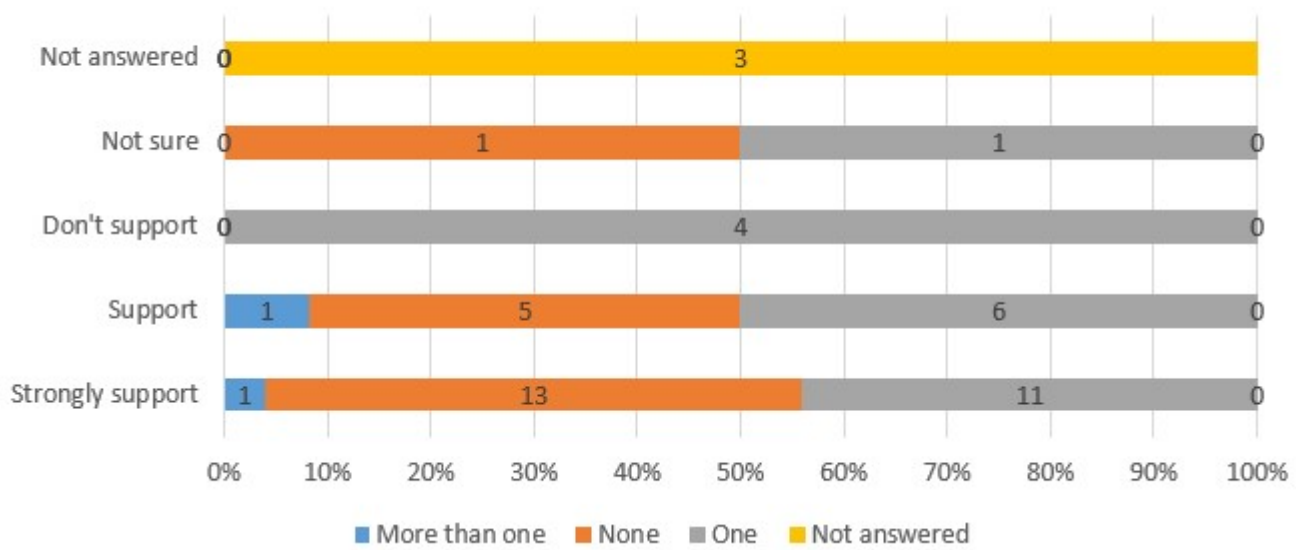
	Strongly support	Support	Not sure	Don't support	Grand Total
To what extent do you support Installing a step-free crossing between the new entrance and the hospital	27	14	3	2	46

Below shows the preference of the elements of the scheme for respondents who own/do not own a car:

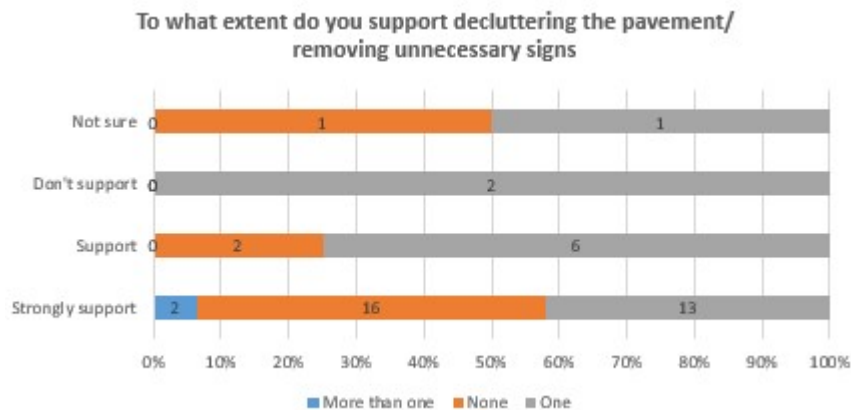
Breakdown by vehicle ownership:

To what extent do you support the installation of disabled drop off bay	Strongly support		Support		Don't support		Not sure		Not answered		Grand Total
	Count	Percentage	Count	Percentage	Count	Percentage	Count	Percentage	Count	Percentage	
More than one	1	50%	1	50%	0	0%	0	0%	0	0%	2
One	11	50%	6	27%	4	18%	1	5%	0	0%	22
None	13	68%	5	26%	0	0%	1	5%	0	0%	19
Not answered	0	0%	0	0%	0	0%	0	0%	3	100%	3
Grand Total	25		12		4		2		3		46

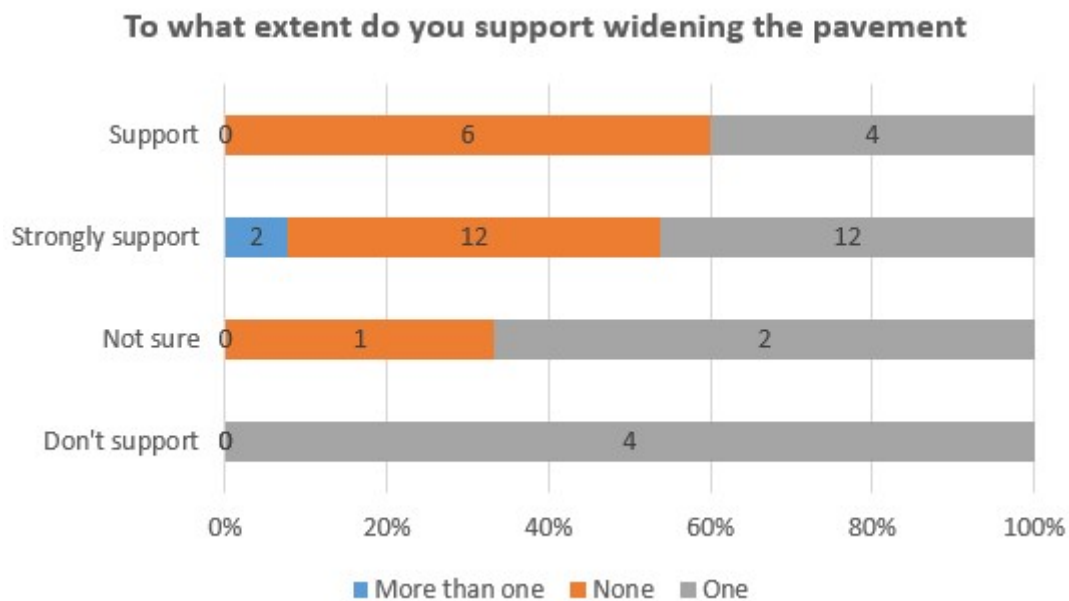
To what extent you support the installation of disabled drop off bay



To what extent do you support decluttering the pavement/ removing unnecessary signs	More than one		None		One		Grand Total
Strongly support	2	6%	16	52%	13	42%	31
Support	0	0%	2	25%	6	75%	8
Don't support	0	0%	0	0%	2	100%	2
Not sure	0	0%	1	50%	1	50%	2
Grand Total	31		8		2		43

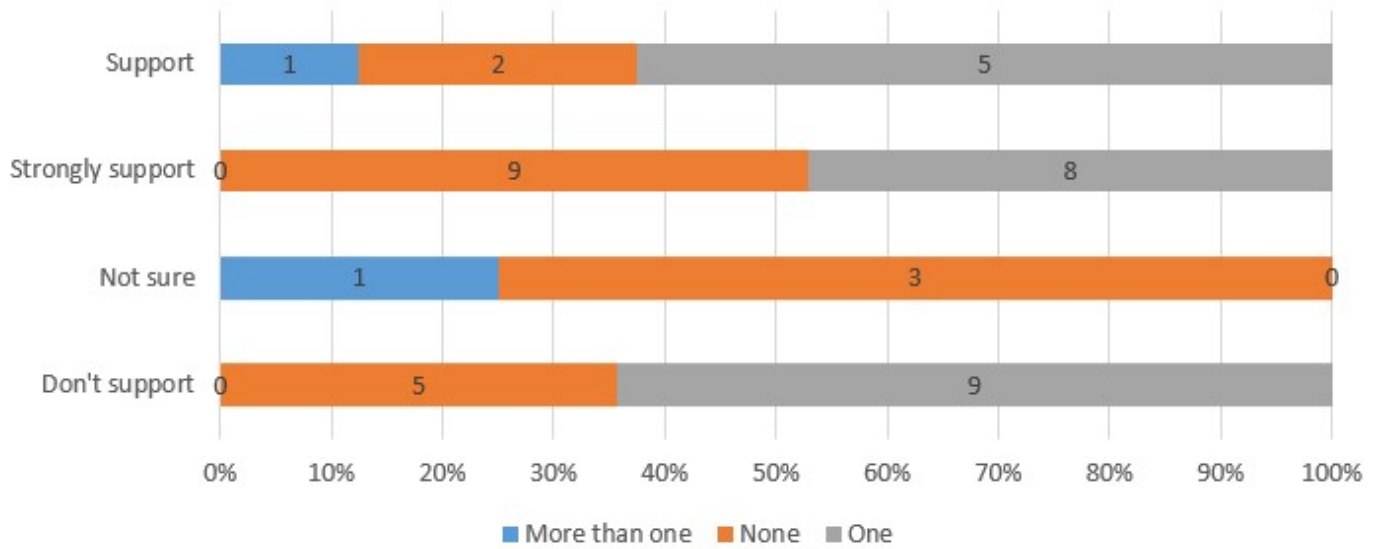


To what extent do you support widening the pavement	More than one		None		One		Grand Total
Don't support	0	0%	0	0%	4	100%	4
Not sure	0	0%	1	33%	2	67%	3
Strongly support	2	8%	12	46%	12	46%	26
Support	0	0%	6	60%	4	40%	10
Grand Total	2		19		22		43



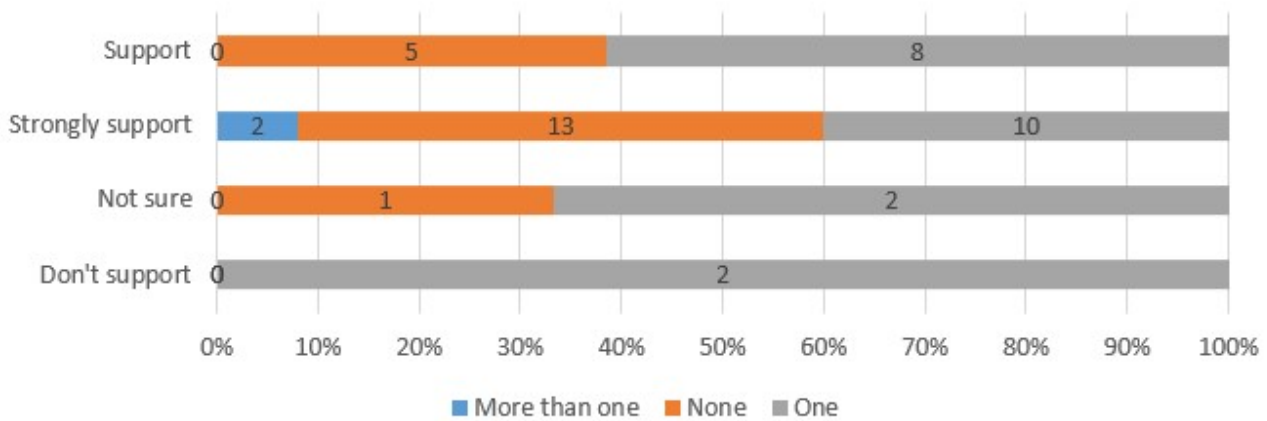
To what extent do you support removing the planters on the bridge with bollards to prevent illegal parking and create more space	More than one		None		One		Grand Total
Don't support	0	0%	5	36%	9	64%	14
Not sure	1	25%	3	75%	0	0%	4
Strongly support	0	0%	9	53%	8	47%	17
Support	1	13%	2	25%	5	63%	8
Grand Total	2		19		22		43

To what extent do you support removing the planters on the bridge with bollards to prevent illegal parking and create more space



To what extent do you support the step-free crossing between the new entrance and the hospital	More than one	None	One	Grand Total			
Don't support	0	0%	0	0%	2	100%	2
Not sure	0	0%	1	33%	2	67%	3
Strongly support	2	8%	13	52%	10	40%	25
Support	0	0%	5	38%	8	62%	13
Grand Total	2	19	22	43			

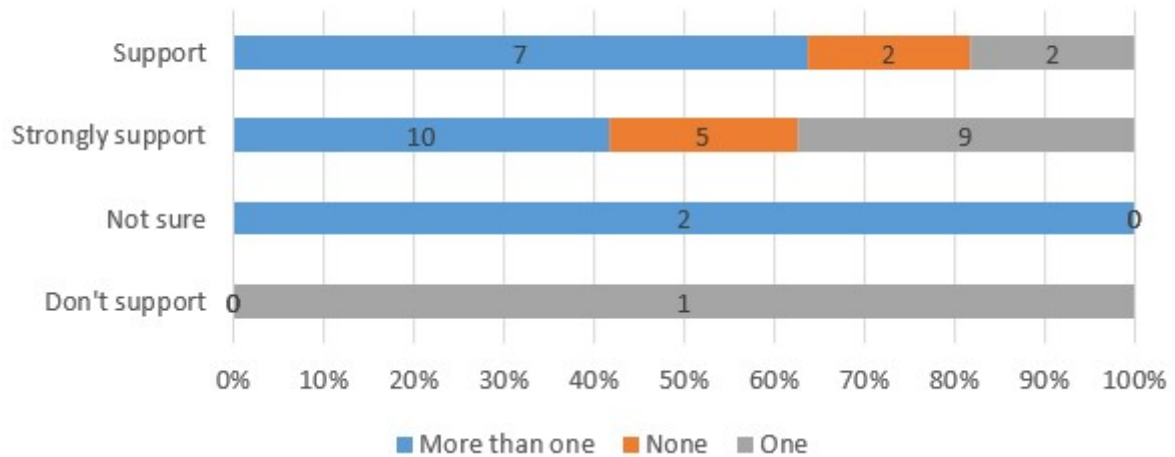
To what extent do you support the step-free crossing between the new entrance and the hospital



Below shows the preference of the elements of the scheme for respondents who own/do not own a bicycle:

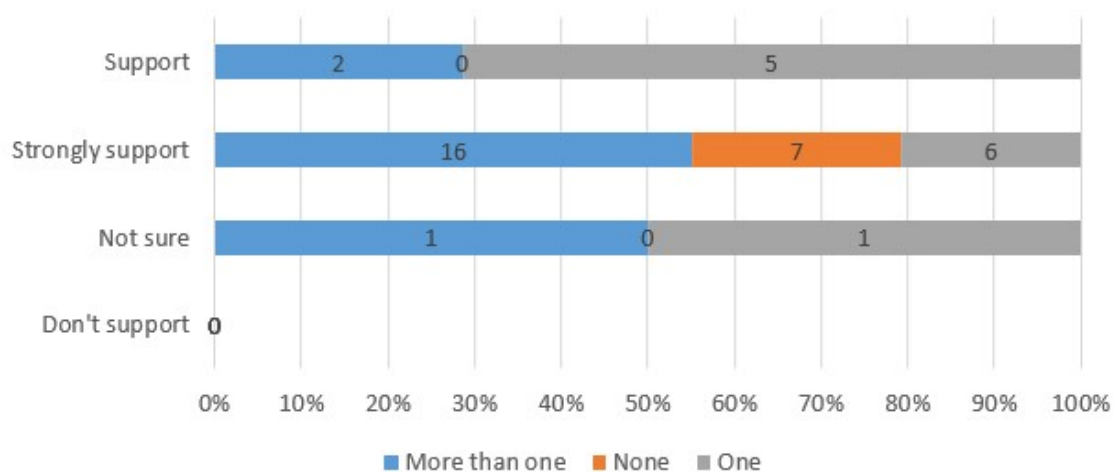
To what extent do you support the installation of disabled drop off bay	More than one		None		One		Grand Total
Don't support	0	0%	0	0%	1	100%	1
Not sure	2	100%	0	0%	0	0%	2
Strongly support	10	42%	5	21%	9	38%	24
Support	7	64%	2	18%	2	18%	11
Grand Total	19		7		12		38

To what extent you support the installation of disabled drop off bay



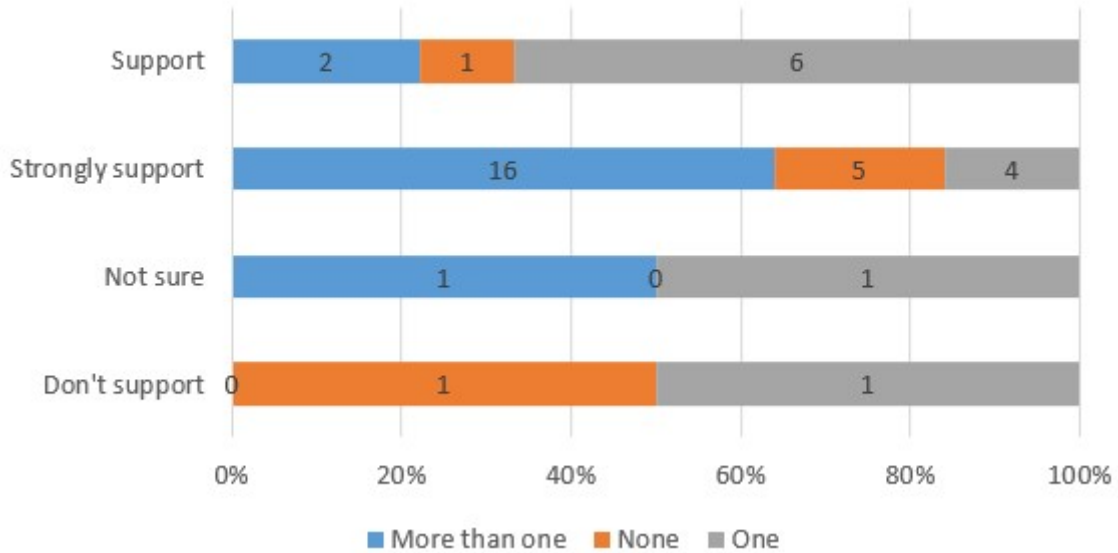
To what extent do you support decluttering the pavement	More than one		None		One		Grand Total
Don't support	0	0%	0	0%	0	0%	0
Not sure	1	50%	0	0%	1	50%	2
Strongly support	16	55%	7	24%	6	21%	29
Support	2	29%	0	0%	5	71%	7
Grand Total	19		7		12		38

To what extent do you support decluttering the pavement/ removing unnecessary signs



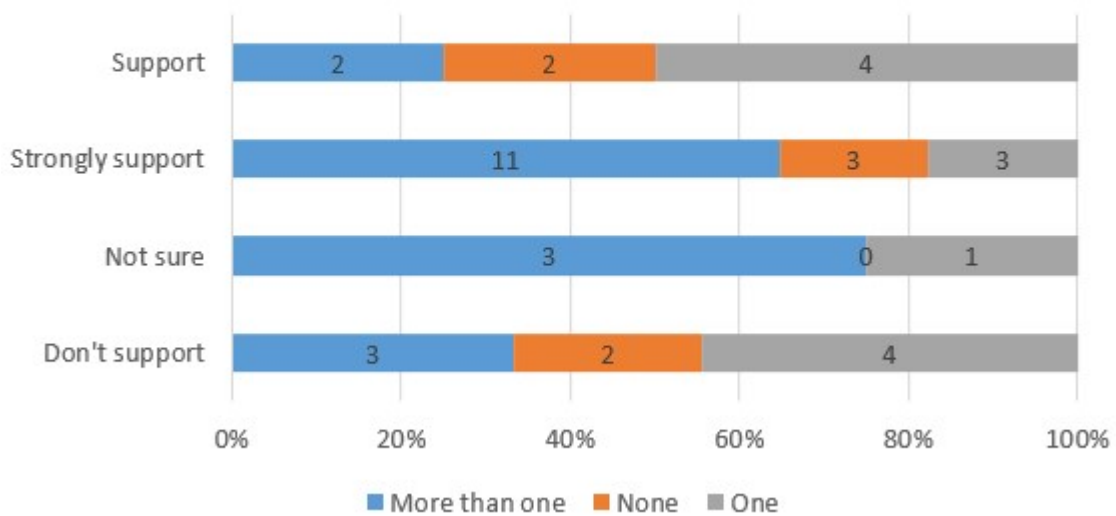
To what extent do you support widening the pavement	More than one		None		One		Grand Total
Don't support	0	0%	1	50%	1	50%	2
Not sure	1	50%	0	0%	1	50%	2
Strongly support	16	64%	5	20%	4	16%	25
Support	2	22%	1	11%	6	67%	9
Grand Total	19		7		12		38

To what extent do you support widening the pavement



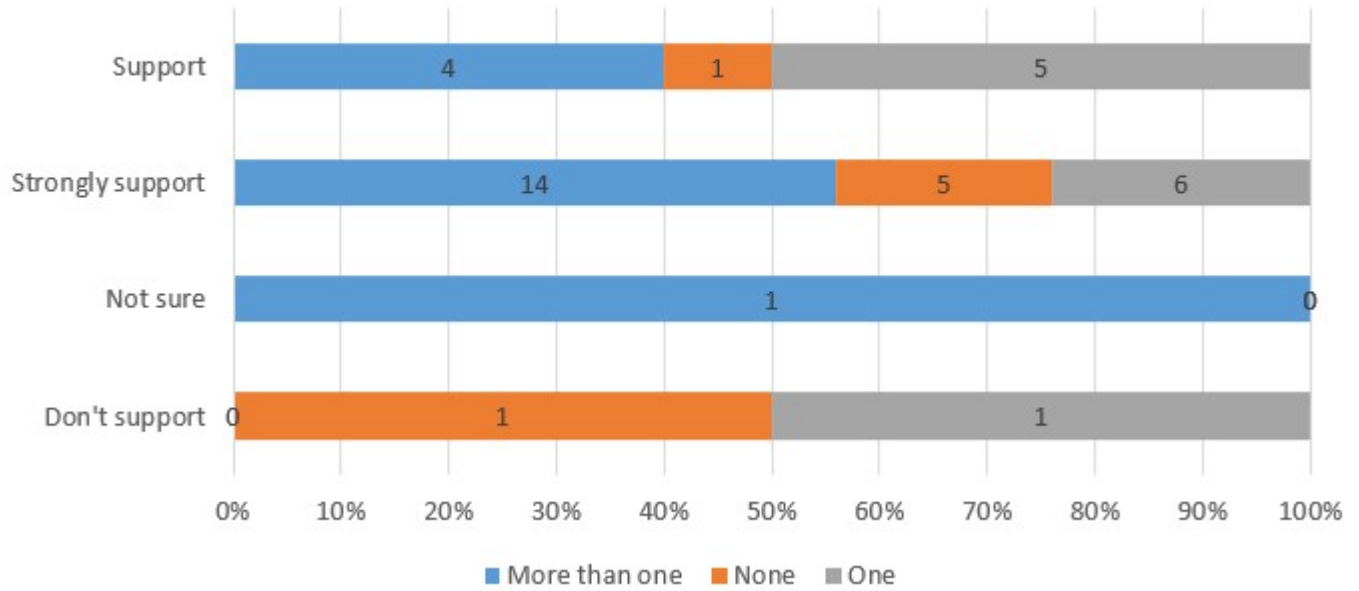
To what extent do you support replacing the planters with bollards to prevent illegal parking and create more space	More than one		None		One		Grand Total
Don't support	3	33%	2	22%	4	44%	9
Not sure	3	75%	0	0%	1	25%	4
Strongly support	11	65%	3	18%	3	18%	17
Support	2	25%	2	25%	4	50%	8
Grand Total	19		7		12		38

To what extent do you support replacing the planters with bollards and create more space



To what extent do you support the step-free crossing between the new entrance and the hospital	More than one		None		One		Grand Total
	Count	Percentage	Count	Percentage	Count	Percentage	
Don't support	0	0%	1	50%	1	50%	2
Not sure	1	100%	0	0%	0	0%	1
Strongly support	14	56%	5	20%	6	24%	25
Support	4	40%	1	10%	5	50%	10
Grand Total	19		7		12		38

To what extent do you support the step-free crossing between the new entrance and the hospital



Below shows preference of the elements of the scheme for local resident, local business owner or staff member, representative of an organisation, visitor to Windsor Walk / regular user of local roads:

Residents - to what extent do you support the following aspects of this scheme?	Strongly support	Support	Don't support	Not sure
Installation of a disabled drop-off bay	0	0	0	0
Decluttering the pavement/removing unnecessary signs etc	0	0	0	0
Widening the pavement	0	0	0	0
Replacing the planters on the bridge with bollards to prevent illegal parking and create more space	0	0	0	0
Installing a step-free crossing between the new entrance and the hospital	0	0	0	0

As a resident of a nearby road - to what extent do you support the following aspects of this scheme?	Strongly support	Support	Don't support	Not sure
Installation of a disabled drop-off bay	19	6	4	2
Decluttering the pavement/removing unnecessary signs etc	23	7	2	2
Widening the pavement	20	5	4	3
Replacing the planters on the bridge with bollards to prevent illegal parking and create more space	11	6	12	3
Installing a step-free crossing between the new entrance and the hospital	20	8	2	2

As someone who travels on these roads - to what extent do you support the following aspects of this scheme?	Strongly support	Support	Don't support	Not sure
Installation of a disabled drop-off bay	13	7	4	1
Decluttering the pavement/removing unnecessary signs etc	17	5	2	1
Widening the pavement	15	4	4	2
Replacing the planters on the bridge with bollards to prevent illegal parking and create more space	11	2	10	2
Installing a step-free crossing between the new entrance and the hospital	15	5	2	3

As someone who visits for e.g. leisure or shopping - to what extent do you support the following aspects of this scheme?	Strongly support	Support	Don't support	Not sure
Installation of a disabled drop-off bay	9	3	2	1
Decluttering the pavement/removing unnecessary signs etc	9	4	1	1
Widening the pavement	8	3	2	2
Replacing the planters on the bridge with bollards to prevent illegal parking and create more space	6	1	0	8
Installing a step-free crossing between the new entrance and the hospital	7	4	1	3

As a staff member at the hospital - to what extent do you support the following aspects of this scheme?	Strongly support	Support	Don't support	Not sure
Installation of a disabled drop-off bay	2	1	0	0
Decluttering the pavement/removing unnecessary signs etc	2	0	0	1
Widening the pavement	2	1	0	0
Replacing the planters on the bridge with bollards to prevent illegal parking and create more space	2	1	0	0
Installing a step-free crossing between the new entrance and the hospital	2	1	0	0

As a staff member at the station - to what extent do you support the following aspects of this scheme?	Strongly support	Support	Don't support	Not sure
Installation of a disabled drop-off bay	0	0	0	0
Decluttering the pavement/removing unnecessary signs etc	0	0	0	0
Widening the pavement	0	0	0	0
Replacing the planters on the bridge with bollards to prevent illegal parking and create more space	0	0	0	0
Installing a step-free crossing between the new entrance and the hospital	0	0	0	0

As a local business owner/staff member - to what extent do you support the following aspects of this scheme?	Strongly support	Support	Don't support	Not sure
Installation of a disabled drop-off bay	2	1	1	0
Decluttering the pavement/removing unnecessary signs etc	2	1	1	0
Widening the pavement	2	1	0	1
Replacing the planters on the bridge with bollards to prevent illegal parking and create more space	0	1	2	1
Installing a step-free crossing between the new entrance and the hospital	1	1	0	1

As a representative of a group or organisation - to what extent do you support the following aspects of this scheme?	Strongly support	Support	Don't support	Not sure
Installation of a disabled drop-off bay	2	0	0	0
Decluttering the pavement/removing unnecessary signs etc	2	1	0	0
Widening the pavement	0	2	1	0
Replacing the planters on the bridge with bollards to prevent illegal parking and create more space	0	2	1	0
Installing a step-free crossing between the new entrance and the hospital	1	1	1	0

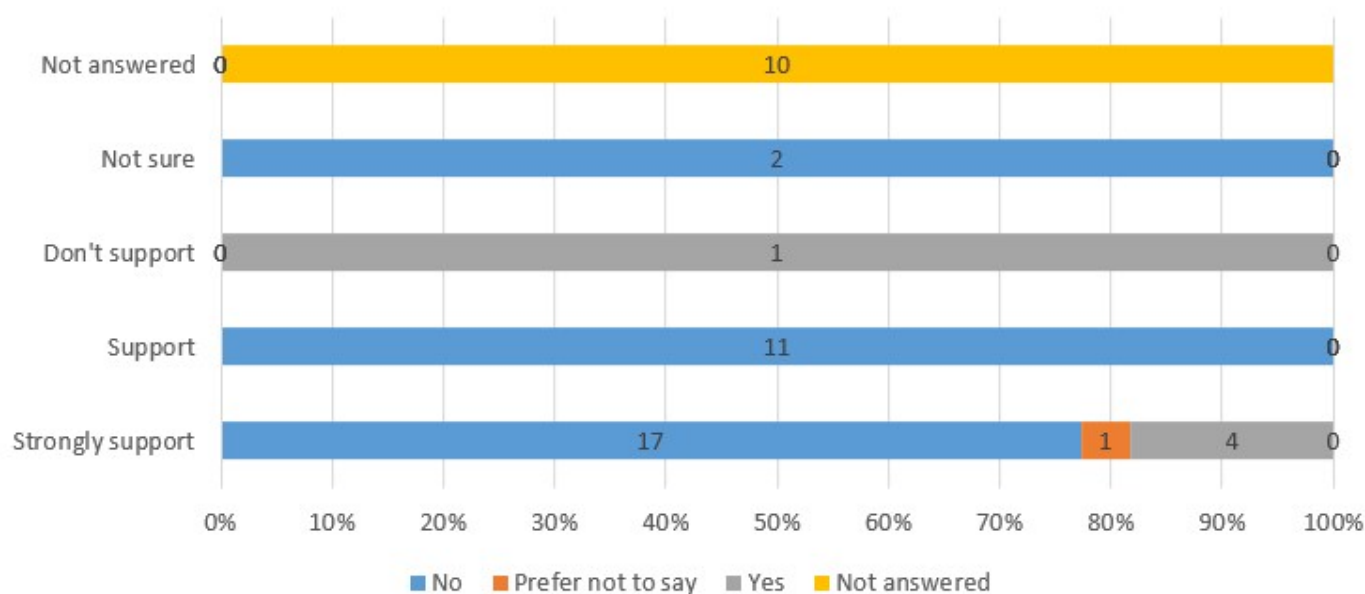
Breakdown by equalities/protected characteristics

We also broke down the responses to the core question according to various protected characteristics and other equality criteria.

Disability:

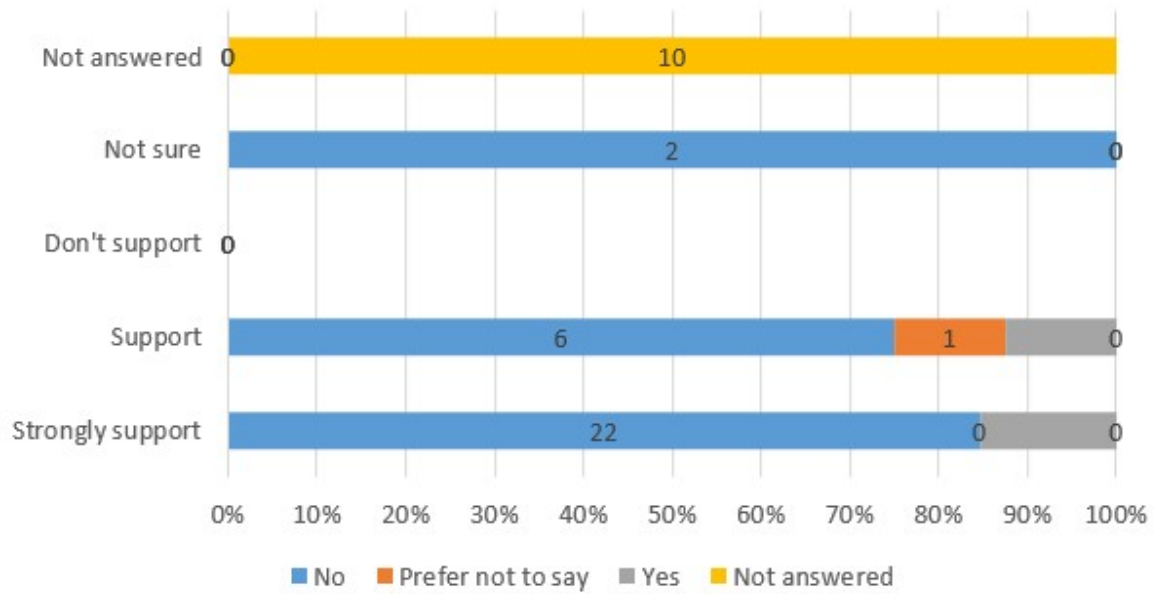
To what extent do you support the installation of disabled drop off bay	No	Prefer not to say	Yes	Not answered	Grand Total
Strongly support	17	1	4	0	22
Support	11	0	0	0	11
Don't support	0	0	1	0	1
Not sure	2	0	0	0	2
Not answered	0	0	0	10	10
Grand Total	30	1	5	10	46

To what extent do you support the installation of disabled drop off bay



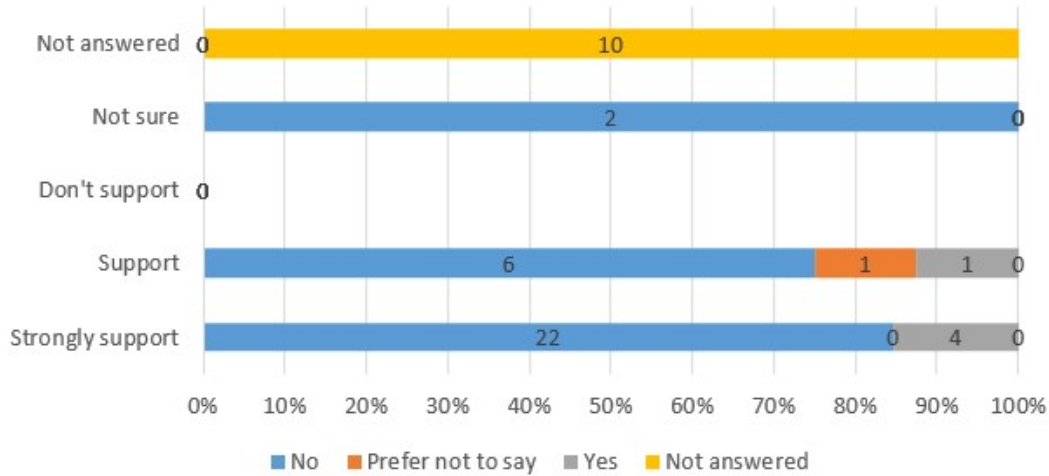
To what extent do you support widening the pavement	No	Prefer not to say	Yes	Not answered	Grand Total
Strongly support	22	0	4	0	26
Support	6	1	1	0	8
Don't support	0	0	0	0	0
Not sure	2	0	0	0	2
Not answered	0	0	0	10	10
Grand Total	30	1	5	10	46

To what extent do you support widening the pavement



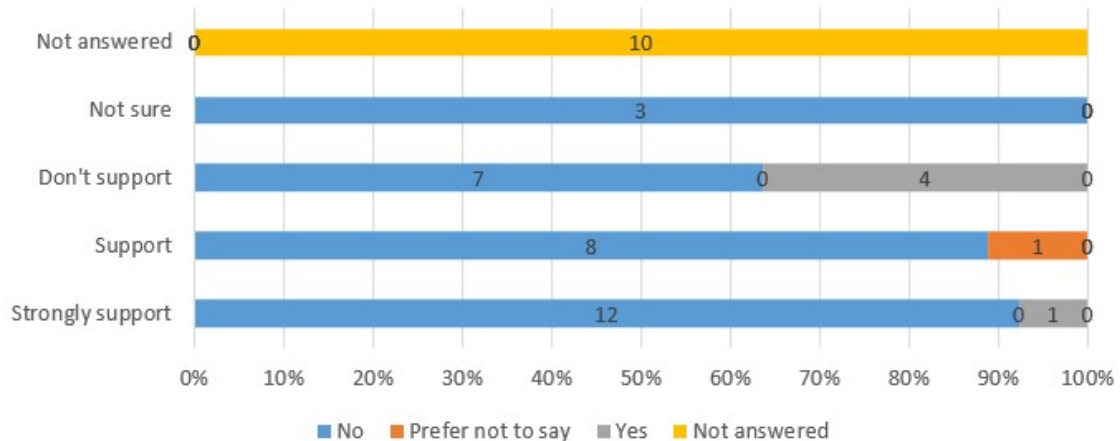
To what extent do you support decluttering the pavement/removing unnecessary signs	No	Prefer not to say	Yes	Not answered	Grand Total
Strongly support	22	0	4	0	26
Support	6	1	1	0	8
Don't support	0	0	0	0	0
Not sure	2	0	0	0	2
Not answered	0	0	0	10	10
Grand Total	30	1	5	10	46

To what extent do you support decluttering the pavement / removing unnecessary signs



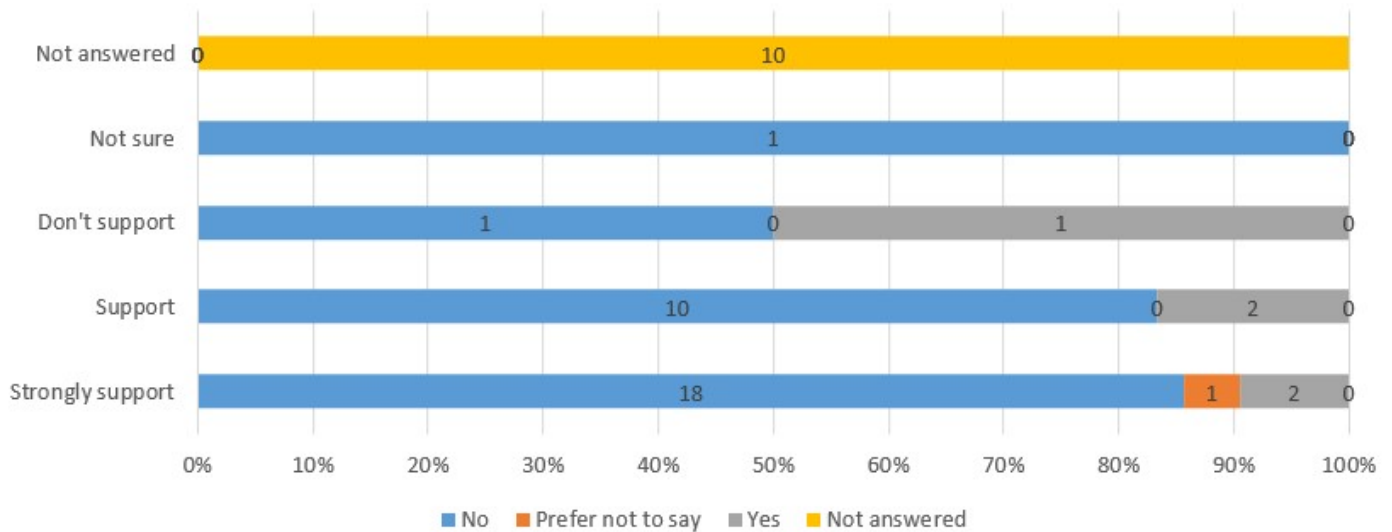
To what extent do you support replacing planters with bollards to prevent illegal parking and create more space	No	Prefer not to say	Yes	Not answered	Grand Total
Strongly support	12	0	1	0	13
Support	8	1	0	0	9
Don't support	7	0	4	0	11
Not sure	3	0	0	0	3
Not answered	0	0	0	10	10
Grand Total	30	1	5	10	46

To what extent do you support replacing planters with bollards to prevent illegal parking and create more space



To extent do you support the step-free crossing between the new station entrance and the hospital	No	Prefer not to say	Yes	Not answered	Grand Total
Strongly support	18	1	2	0	21
Support	10	0	2	0	12
Don't support	1	0	1	0	2
Not sure	1	0	0	0	1
Not answered	0	0	0	10	10
Grand Total	30	1	5	10	46

To extent do you support the step-free crossing between the new station entrance and the hospital



In this survey, five disabled people told us what they think about the design elements. As the table above indicate, 5 people with disabilities preferred to retain the measures or extend them. Four of them strongly support the installation of disabled drop off bay but one against it. Four of them strongly support widening the pavement and decluttering the pavement whereas one of them support these elements. One out of five disabled people strongly support replacing planters with bollards to prevent illegal parking and create more space.

Below table shows the preference of these elements of the scheme for different age groups:

To what extent do you support the installation of disabled drop-off bay	25 - 34		35 - 44		45 - 54		55 - 64		65 - 74		75 - 84		Not answered		Grand Total
Strongly support	2	8%	6	23%	3	12%	2	8%	7	27%	2	8%	4	15%	26
Support	1	8%	2	15%	2	15%	4	31%	1	8%	1	8%	2	15%	13
Don't support	1	25%	0	0%	0	0%	1	25%	0	0%	1	25%	1	25%	4
Not sure	0	0%	0	0%	1	50%	1	50%	0	0%	0	0%	0	0%	2
Not answered	0	0%	0	0%	0	0%	0	0%	0	0%	0	0%	0	0%	0
Grand Total	4		8		6		8		8		4		7		45

To what extent do you support decluttering the pavement/removing unnecessary sign	25 - 34		35 - 44		45 - 54		55 - 64		65 - 74		75 - 84		Not answered		Grand Total
Strongly support	2	6%	7	22%	4	13%	6	19%	5	16%	2	6%	6	19%	32
Support	2	20%	0	0%	1	10%	1	10%	3	30%	2	20%	1	10%	10
Don't support	0	0%	0	0%	0	0%	1	50%	0	0%	0	0%	1	50%	2
Not sure	0	0%	1	50%	1	50%	0	0%	0	0%	0	0%	0	0%	2
Grand Total	4		8		6		8		8		4		8		46

To what extent do you support the widening the pavement	25 - 34		35 - 44		45 - 54		55 - 64		65 - 74		75 - 84		Not answered		Grand Total
Strongly support	2	7%	4	15%	3	11%	7	26%	5	19%	1	4%	5	19%	27
Support	1	9%	4	36%	2	18%	0	0%	2	18%	1	9%	1	9%	11
Don't support	1	25%	0	0%	0	0%	1	25%	0	0%	1	25%	1	25%	4
Not sure	0	0%	0	0%	1	25%	0	0%	1	25%	1	25%	1	25%	4
Grand Total	4		8		6		8		8		4		8		46

To what extent do you support replacing the planters on the bridge with bollards to prevent illegal parking and create more space	25 - 34		35 - 44		45 - 54		55 - 64		65 - 74		75 - 84		Not answered		Grand Total
Strongly support	1	6%	3	18%	2	12%	5	29%	2	12%	0	0%	4	24%	17
Support	1	9%	1	9%	1	9%	1	9%	4	36%	1	9%	2	18%	11
Don't support	2	14%	2	14%	3	21%	2	14%	0	0%	3	21%	2	14%	14
Not sure	0	0%	2	50%	0	0%	0	0%	2	50%	0	0%	0	0%	4
Grand Total	4		8		6		8		8		4		8		46

To what extent do you support the following aspects of this scheme? - aspects of the scheme - Installing a step-free crossing between the new entrance and the hospital	25 - 34		35 - 44		45 - 54		55 - 64		65 - 74		75 - 84		Not answered		Grand Total
Strongly support	1	4%	5	19%	3	11%	6	22%	6	22%	1	4%	5	19%	27
Support	2	14%	3	21%	2	14%	2	14%	2	14%	2	14%	1	7%	14
Don't support	1	50%	0	0%	0	0%	0	0%	0	0%	0	0%	1	50%	2
Not sure	0	0%	0	0%	1	33%	0	0%	0	0%	1	33%	1	33%	3
Grand Total	4		8		6		8		8		4		8		46

Preference to install the disabled drop-off bay, decluttering the pavement, widening the pavement and install a step free access broadly scale with age - 35-44, 45-54 and 55-64 and 65-74 age range were strongly in favour of most of the design elements whereas no particular age range were more likely against these elements.

Ethnic background:

To what extent you support the installation of disabled drop off bay	Strongly support	Support	Not sure	Don't support	not answered	Grand Total
Other European	2	2	0	0	0	4
Other White (please specify if you wish)	1	1	1	0	0	3
White British	16	6	1	2	0	25
White English	2	1	0	0	0	3
White Irish	2	1	0	0	0	3
Not answered	0	0	0	0	8	8
Grand Total	23	11	2	2	8	46

To what extent do you support decluttering the pavement	Strongly support	Support	Don't support	Not sure	Not answered	Grand Total
Other European	2	2	0	0	0	4
Other White (please specify if you wish)	2	1	0	0	0	3
White British	14	6	3	2	0	25
White English	3	0	0	0	0	3
White Irish	1	1	0	1	0	3
Not answered	0	0	0	0	8	8
Grand Total	22	10	3	3	8	46

To what extent do you support widening the pavement	Strongly support	Support	Don't support	Not sure	Not answered	Grand Total
Other European	2	2	0	0	0	4
Other White (please specify if you wish)	2	1	0	0	0	3
White British	14	6	3	2	0	25
White English	3	0	0	0	0	3
White Irish	1	1	0	1	0	3
Not answered	0	0	0	0	8	8
Grand Total	22	10	3	3	8	46

To what extent do you support replacing the planters with bollards to prevent illegal parking and create more space	Strongly support	Support	Don't support	Not sure	Not answered	Grand Total
Other European	1	1	2	0	0	4
Other White (please specify if you wish)	1	0	1	1	0	3
White British	7	8	8	2	0	25
White English	2	0	0	1	0	3
White Irish	2	0	1	0	0	3
Not answered	0	0	0	0	8	8
Grand Total	13	9	12	4	8	46

To what extent do you support the step-free crossing between the new station entrance and the hospital	Strongly support	Support	Don't support	Not sure	Not answered	Grand Total
Other European	2	2	0	0	0	4
Other White (please specify if you wish)	2	1	0	0	0	3
White British	13	9	2	1	0	25
White English	3	0	0	0	0	3
White Irish	2	0	0	1	0	3
Not answered	0	0	0	0	8	8
Grand Total	22	12	2	2	38	46

A significant majority of responses were from people of White British. People of White backgrounds were significantly more likely to be in support of all the design elements.

Sex:

To what extent do you support the installation of disabled drop off bay	Female	Male	not answered	Grand Total
Strongly support	10	12	0	22
Support	5	5	0	10
Don't support	3	0	0	3
Not sure	0	1	0	1
Not answered	0	0	10	10
Grand Total	18	18	10	46

To what extent do you support decluttering the pavement/removing unnecessary signs	Female	Male	not answered	Grand Total
Strongly support	12	13	0	25
Support	4	5	0	9
Don't support	1	0	0	1
Not sure	1	0	0	1
Not answered	0	0	10	10
Grand Total	18	18	10	36

To what extent do you support widening the pavement	Female	Male	Not answered	Grand Total
Strongly support	10	10	0	20
Support	2	8	0	10
Not sure	2	0	0	2
Don't support	4	0	0	4
Not answered	0	0	10	10
Grand Total	18	18	10	36

To what extent do you support replacing the planters with bollards to prevent illegal parking and create more space	Female	Male	Not answered	Grand Total
Strongly support	4	7	0	11
Support	4	5	0	9
Not sure	1	3	0	4
Don't support	9	3	0	12
Not answered	0	0	10	10
Grand Total	18	18	10	46

To what extent do you support the step-free crossin between th new station entrance and the hospital	Female	Male	Not answered	Grand Total
Strongly support	9	11	0	20
Support	6	7	0	13
Don't support	2	0	0	2
Not sure	1	0	0	1
Not Answered	0	0	10	10
Grand Total	18	18	10	13

Male respondents were more likely than female to favour the design elements of the scheme, but overall both showed a majority in favour of the design elements.

Other Questions

1. **What is your name** – Responses to this question are not published for GDPR reasons
2. **What is your postcode?** - Responses to this question are not published for GDPR reasons
3. **What street do you live on (or is your business based)?**

What street do you live on or your business based	Count
De Crespigny Park	1
Windsor Walk	3
Denmark Hill	3
Grove Lane	4
Not Answered	10
Other	25
Grand Total	46

Other street includes	
Champion Hill	8
Camberwell Grove	5
Camberwell Grove	4
Sutherland Square	1
St Giles Road	1
Soames Street	1
Ribbon Dance Mews	1
Olinda Rd	1
Grace's Road	1
Denman Road	1
Benhill Road	1

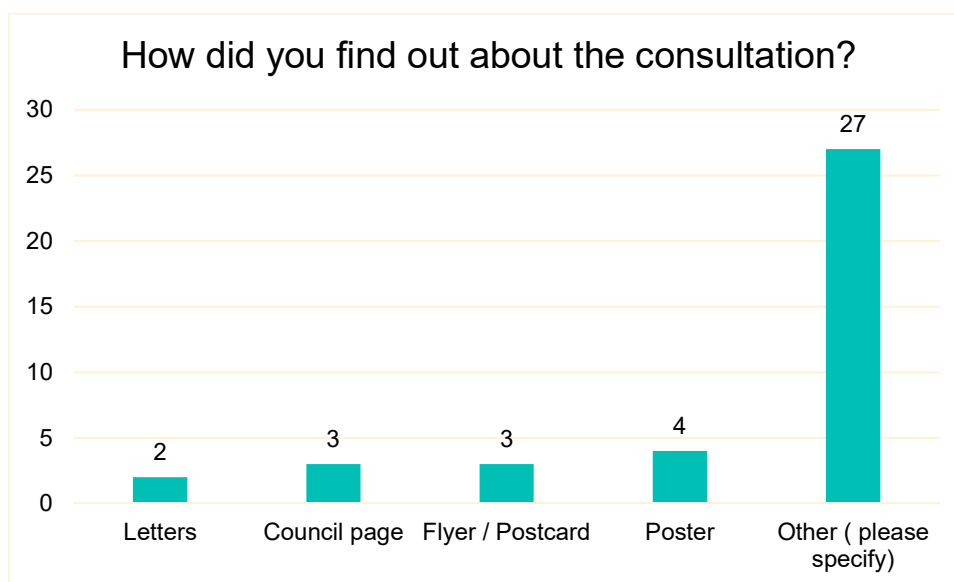
4. **What is your email address?** - Responses to this question are not published for GDPR reasons

5. In what capacity are you responding to this consultation? (Multiple answers that apply)

In what capacity are you responding to this consultation? (select all that apply)	Count
As a resident of Windsor Walk	0
As a resident of a nearby road	32
As someone who travels on these roads	25
As someone who visits for e.g. leisure or shopping	15
As a staff member at the hospital	3
As a staff member at the station	0
As a local business owner/staff member	4
As a representative of a group or organisation	3
Other	4
	86

6. How did you find out about this consultation?

How did you find out about the consultation? - knowing this consultation via	
Letters	2
Council page	3
Poster	4
Flyer / Postcard	3
Other (please specify)	27



Of those who gave ‘Other’ as an answer, many noted that they had heard through Camberwell Society, approached by council staff and email. Please see below for further details.

Other (please specify)	Count
Camberwell Society	7
Approached by council staff	5
Email	3
Social media	2
whatsapp	2
email from Camberwell Quarterly	2
Word of mouth	2
Sent via email after i made a complaint.	1
Neighbour	1
Community website	1
Camberwell Identity Group forwarded the notification	1

General Questions

7. How do you most often arrive at / leave the station at Denmark Hill

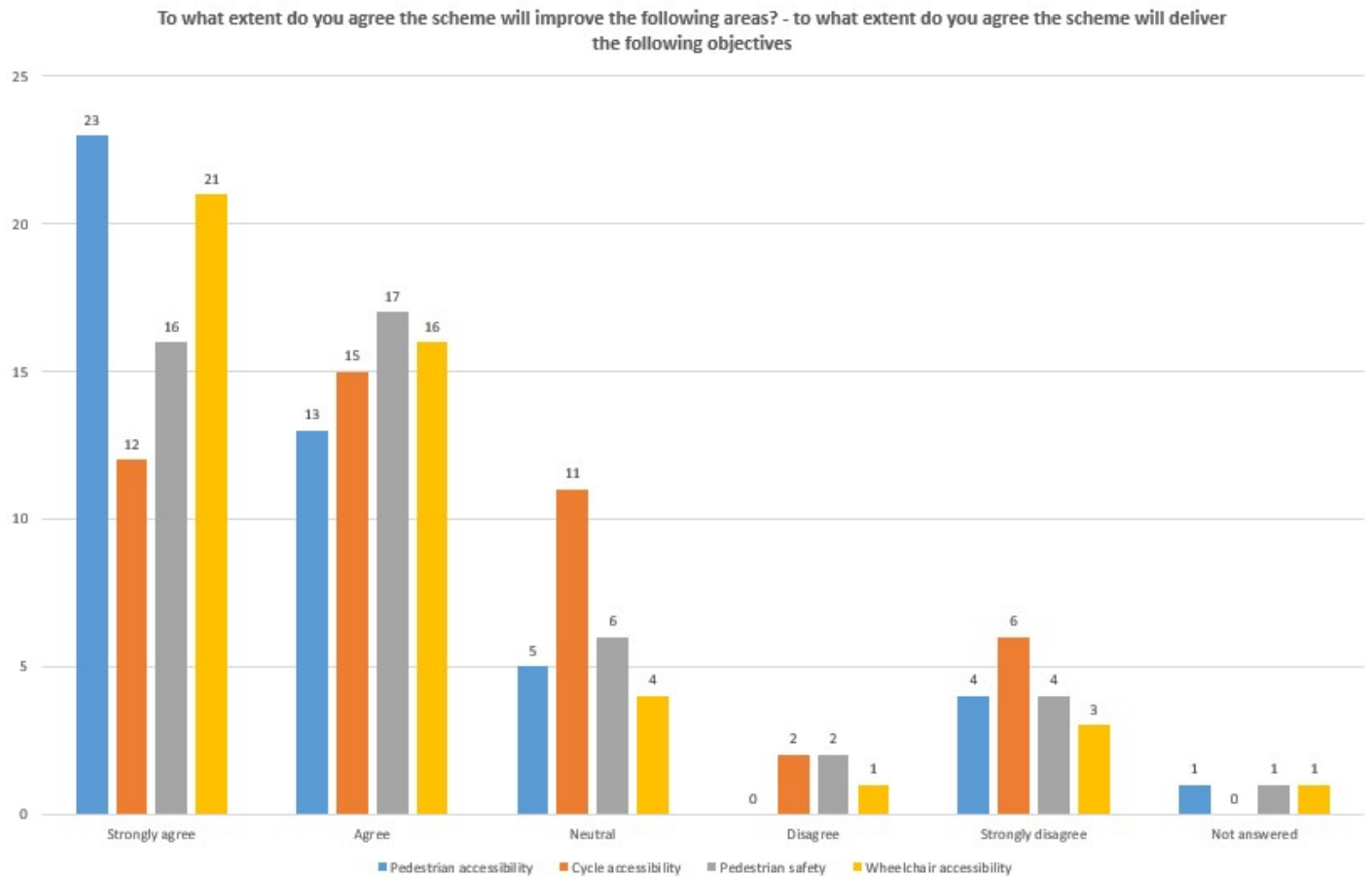
How do you most often arrive at / leave the station at Denmark Hill? - how do I travel to the station	Count
Bicycle	3
Bus	1
Car	1
On foot	41
Grand Total	46

8. Do you feel safe arriving at the train station

Do you feel safe arriving at the train station	Count
No	7
Yes	39
Grand Total	46

9. To what extent do you agree the scheme will improve the following areas

	Strongly agree		Agree		Neutral		Disagree		Strongly disagree		Not answered		Total
Pedestrian accessibility	23	50%	13	28%	5	11%	0	0	4	9%	1	2%	46
Cycle accessibility	12	26%	15	33%	11	24%	2	4%	6	13%	0	0%	46
Pedestrian safety	16	35%	17	37%	6	13%	2	4%	4	9%	1	2%	46
Wheelchair accessibility	21	46%	16	35%	4	9%	1	2%	3	7%	1	2%	46



More than 50% of respondents strongly agree and agree the scheme will deliver the objectives of the scheme in Windsor Walk.

10. Do you have any suggestions to improve the scheme?

Respondents were invited to give more detail about the suggestions to improve the scheme. The table below shows some of the top suggestions.

Suggestions	Count		Count
Make the street greener – more planters/ trees/ flowers	4	Use Camberwell branding such as the Camberwell C in the paving design for new paved areas	1
No removal of trees -Keep tree	4	Are there plans for building an attractive storage space accessible only to the contacted users? The design could incorporate the Camberwell 'C' identity as well as the operators' logos and could be an attractive addition to the streetscape.	1
Move the bins around Champion Park entrance to the station. This area is often congested and the bins would be better placed elsewhere	3	Given the majority of people arrive / leave the station along Champion Park, why are not similar measures planned along the length of Champion Park east towards Grove Lane and west?	1
Extend the pedestrian zone right round from the main road to the rear entrance of Denmark Hill station – too many cars travel around the back and turn around at the corner of Windsor Walk	3	Improve the parking availability in the area – many drivers use the area to drop off expectant mothers.	1
Mixing pedestrians and cyclists is dangerous	3	Some works were done, to make paved jetties at the eastern end of Windsor walk previously, this unfortunately has reduced the amount of available parking, without any obvious benefit. You must consider this issue!	1
Area should be created to accommodate a spacious market pitch so that the fruit and veg stall can survive. This can be done with brick paving. The planters on the bridge act as a natural bollard. Something can be designed which has the strength of the bollard concealed within a planter. Business and streetscape should be allowed to work together seamlessly	3	Proper designated cycle lane on one side – west side of the bridge?	1
Difficult to cycle due to the tables and chairs on the carriageway	3	consider decluttering the pavement on the south side of the station, as this is by far the most busy and cluttered area and is potentially unsafe.	1

Suggestions	Count		Count
Cycle park facility is underused. The notice for how to access the service at the entrance to the cycle park would be good.	2	Impose no SVU parking rule on Windsor Walk – small safer vehicles only	1
Consider the better option to free up the existing cycle hub	2	Please ensure the designs clearly demarcate a cycling route over the bridge	1
a taxi collection drop off point	1	Scheme needs to change the tables position	1
Remove more parking bays and expand the scheme further along Windsor Walk	1	Whole section of street should be raised, not simply crossings	1
Decluttering – no placards should be paced on the pavement by the bar management which again cause an obstruction so that we have to walk in the road – safety is paramount. There is a tiny drain in the middle of the pavement outside the main entrance which is ineffective – usually blocked that needs some attention or replacement	1	Add pedestrian crossings over Windsor Walk at Grove Lane end, and over Grove Lane – road area is wide and cars reverse in and out of the area at the junction a lot obstructing access.	1
More signposting from the centre of camberwell to the station entrance when the path by the Maudsley is instituted.	1	Add direction notices on Champion Park and Grove Lane to publicise and direct users to the disabled drop off point proposed in Windsor Walk. Visitors to the area may not be aware of the facility.	1
Bridge should be made accessible again	1	Signage is needed at the drop off/pick up point.	1
Pavement on Champion Hill approaching the station is too narrow and an adversely sloped	1	to make Denmark Hill step free station accessible to permanently or temporarily disabled people, with mobility issues, sight, mental health or otherwise.	1
Put a bi-directional cycle track on the far side of the road from the pub so that tables don't exist in a "traffic island".	1	Making up the loss of parking spaces by converting one of the bays on Grove Lane into a pay to park bay	1

11. Do you/your household own...

Do you/your household own... - vehicles ownership - Car or van	Count
More than one	2
None	19
One	22
Not answered	3
Grand Total	46

Do you/your household own... - vehicles ownership - Bicycle or scooter	Count
More than one	19
One	12
None	7
Not answered	8
Grand Total	46

Do you/your household own... - vehicles ownership - Motorbike	Count
None	32
Not Answered	14
Grand Total	46

Yes Bicycle

12. How can we improve your experience cycling in this area?

What can we do to improve your experience of cycling in this area?	Percentage	Count
Provide training	16%	9
Installed cycle hangar	18%	10
Cycle lanes	7%	4
Cycle stands near my home	35%	20
Other(please specify)	25%	14

Additional comments

Other:	Count
More low traffic neighbourhoods	3
Cycle stands / storage	2
Cycle storage on Windsor Walk	2
cycle lanes over the bridge	2
Marked cycle paths or signage on Windsor walk (outside the pub)	1
cycle traffic lights at the crossing between champion park and Denmark hill to make it easier to turn right into champion park	1
Cycling through Windsor Walk Bridge is ambiguous – cautious for pub customers	1
Facilities to reduce broken glass on the road	1
Too much traffic on Camberwell Grove – unsafe for cyclists and pedestrians	1

No Bicycle

13. What is your reason for not having a bicycle?

What is your reason for not having a bicycle?	Count
I am not interested	1
I am unable to cycle because of disability or impairment	0
I don't have storage	0
I can't afford a bicycle	1
Other (please specify)	4

Additional comments

Other:	Count
Public transport is good enough	1
They're very dangerous on all roads and highways / city traffic	2
Too old	1
Bad balance	1

People with protected characteristics

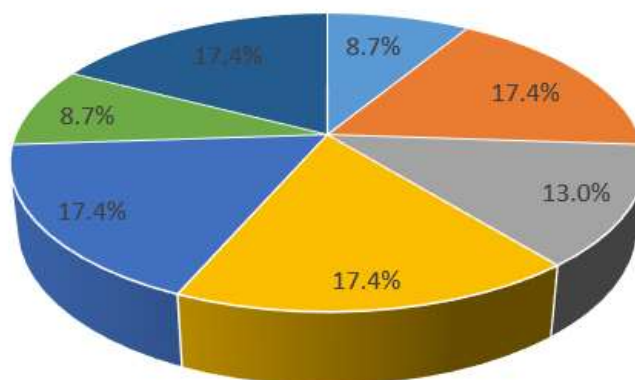
14. Are you disabled?

Are you disabled?	Count	Percentage
No	30	65%
Not Answered	10	22%
Prefer not to say	1	2%
Yes	5	11%
Grand Total	46	100.00%

15. What is your age?

Row Labels	Percentage	Count
18 - 24	0%	0
25 - 34	8.7%	4
35 - 44	17.4%	8
45 - 54	13%	6
55 - 64	17.4%	8
65 - 74	17.4%	8
75 - 84	8.7%	4
Not answered	17.4%	8
Grand Total	100.00%	46

What is your age?



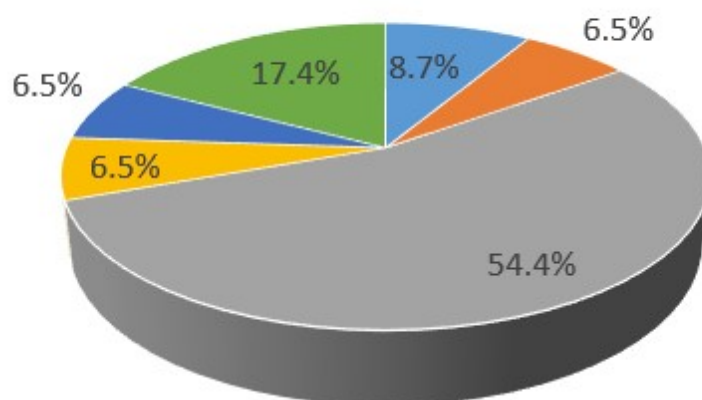
■ 25 - 34 ■ 35 - 44 ■ 45 - 54 ■ 55 - 64 ■ 65 - 74 ■ 75 - 84 ■ no answered

Equalities questions

16. Ethnic background

Ethnic background	Count
White British	25
White English	3
Other European	4
Other White (please specify if you wish)	1
White Irish	3
Not answered	8
Grand Total	46

What do you consider to be your ethnic background?

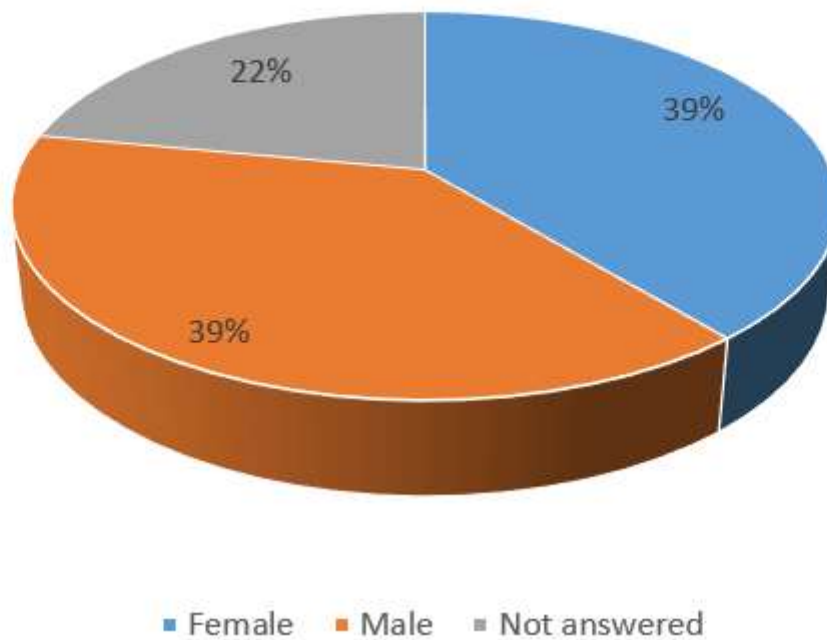


- Other European
- White British
- White Irish
- Other White (please specify if you wish)
- White English
- Not answered

17. Sex: What is your sex as recorded at birth?

Sex	Percentage	Count
Male	39%	18
Female	39%	18
Not Answered	22%	10
Grand Total	100.00%	46

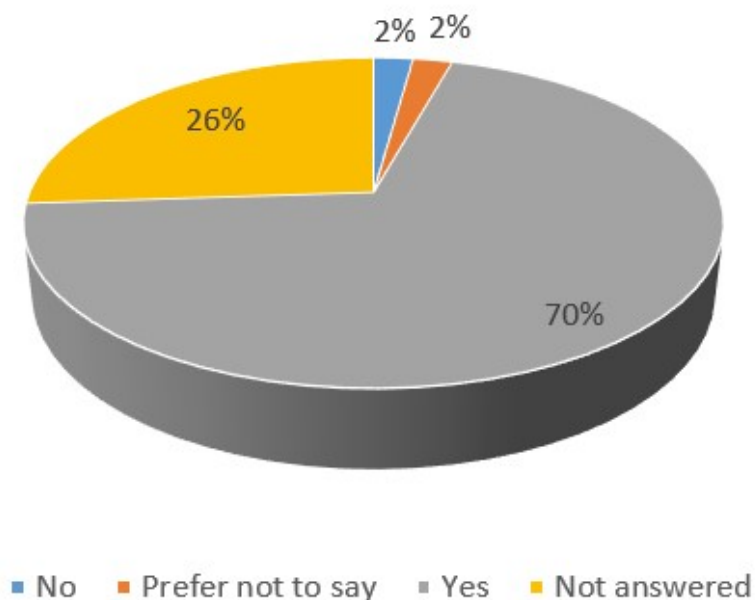
What is your sex as recorded at birth?



18. Is your gender identity the same as the sex you were recorded at birth?

Gender Identity	Percentage	Count
No	2%	1
Not Answered	26%	12
Prefer not to say	2%	1
Yes	70%	32
Grand Total	100.00%	46

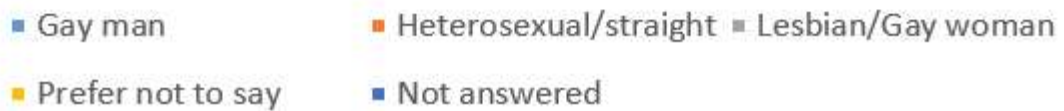
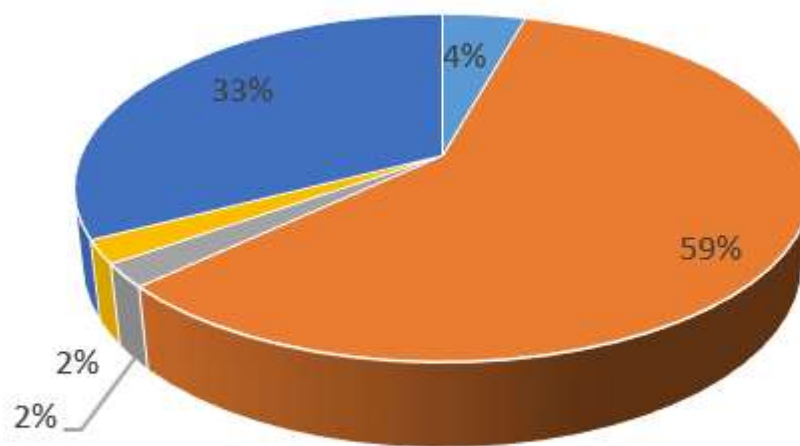
Is your Gender Identity the same as the sex you were recorded at birth?



19. What is your sexual orientation?

Sexual Orientation	Percentage	Count
Bi-sexual	0%	0
Gay man	4%	2
Heterosexual/straight	59%	27
Lesbian/Gay woman	2%	1
Not Answered	33%	15
Prefer not to say	2%	1
Grand Total	100.00%	55

What is your sexual orientation



20. What is your religion or belief?

Religion	Percentage	Count
Buddhist	2%	1
Christian	20%	9
Muslim	0%	0
No religion	46%	21
Not Answered	30%	14
Other	2%	1
Grand Total	100.00%	46

Findings from responses

Key findings

➤ **Support the proposed measures on Windsor Walk**

85% of respondents (39 out of 46 respondents) were in favour of the installation of disabled drop off bay

91% of respondents (42 out of 46 respondents) were in favour of decluttering the pavement/ removing unnecessary signs

83% of respondents (38 out of 46 respondents) were in favour of widening the pavement

61% of respondents (28 out of 46 respondents) were in favour of replacing the planters with bollards to prevent illegal parking and create more space

89% of respondents (41 out of 46 respondents) were in favour of installing a step-free crossing between the new entrance and the hospital.

➤ **Agreement with statements**

- 78% of respondents think that the scheme will improve pedestrian accessibility.
- 59 of respondents think the scheme will improve cycle accessibility.
- 72% of respondents think that the scheme will improve pedestrian safety.
- 81% of respondents think that the scheme will improve wheelchair accessibility.

Overall, majority of respondents strongly agree and agree the scheme will deliver the objectives of the scheme in Windsor Walk

Recommendation

We would recommend decluttering the pavement and widening the footway to support the great footfalls near Denmark Hill new entrance based on the findings from this consultation.

Support disabled people and old people

We would recommend to wider the pavements, step-free access crossings and disabled drop-off bay based on this consultation. It might help them to have more confident to walk and use their wheelchair or mobility scooter easily

Support local business:

Based on the consultation responses, we would recommend coordinating the space with the pub, café and the veg and fruit market stall to allow more space for pedestrians and cyclists to walk from/to the station.

Reassessment of proposed design elements:

- Reassess the provision of facilities for pregnant women to go for the appointments at Fetal Medicine Research Institute.
- Reassess the safety elements for mixing pedestrians and cyclists to use the space on Windsor Walk bridge
- Reassess the provision of trees