

COVID-19 Monitoring Report

Southwark's Outbreak Prevention & Control Plan

Knowledge & Intelligence Team
Southwark Public Health Division

3 March 2023

 @lb_southwark  facebook.com/southwarkcouncil

GATEWAY INFORMATION

| | |
|-----------------------------|--|
| Report title: | COVID-19 Monitoring Report. Southwark's Outbreak Prevention & Control Plan |
| Prepared by: | K Chapman |
| Contributors: | |
| Approved by: | C Williamson |
| Suggested citation: | COVID-19 Monitoring Report. Southwark's Outbreak Prevention & Control Plan. Southwark Council: London. 2022. |
| Contact details: | publichealth@southwark.gov.uk |
| Date of publication: | 3 March 2023 |

Confirmed case numbers in Southwark have seen a recent increase, and ONS estimate a rise in infections across London

KEY MESSAGES

Confirmed cases across Southwark, London and England have seen an increase over the past fortnight. ONS are also estimating a recent rise infections across London.

- Southwark had 84 confirmed cases of COVID-19 in the week to 25 February.
- ONS estimate that infections have increased substantially over the past fortnight, with 1 in 35 people in London estimated to have COVID-19 as at 21 February.

The number of hospital inpatients with COVID-19 across London has increased in recent weeks.

- Across the capital, there are now around 1,300 hospital inpatients with COVID-19, with around 80 people in mechanical ventilation beds in critical care.
- At our local trusts, COVID-19 inpatient numbers have remained stable.

Over 48,000 Southwark GP-registered patients have now had an autumn booster dose of the COVID-19 vaccine.

Confirmed case numbers in Southwark have seen a recent increase, and ONS estimate a rise in infections across London

CASES

Confirmed cases across Southwark, London and England have seen an increase over the past fortnight, but are starting to stabilise. ONS are also estimating a recent rise in infections across London.

- Southwark's 7-day incidence rate to 25 February is 26 per 100,000. This equates to 84 confirmed cases.
- ONS also estimate that infections across London have risen substantially, with 1 in 35 people in London estimated to have COVID-19 as at 21 February.

Figure 1: Weekly COVID-19 incidence rate per 100,000 population

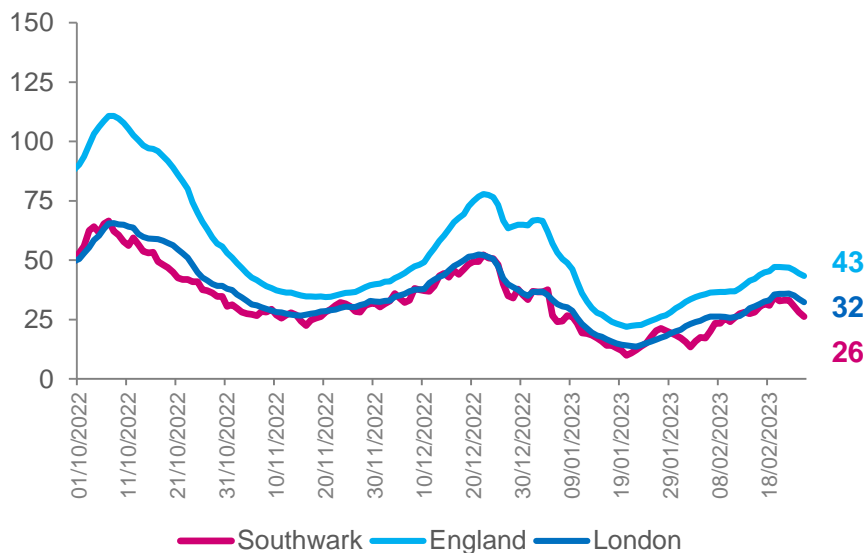
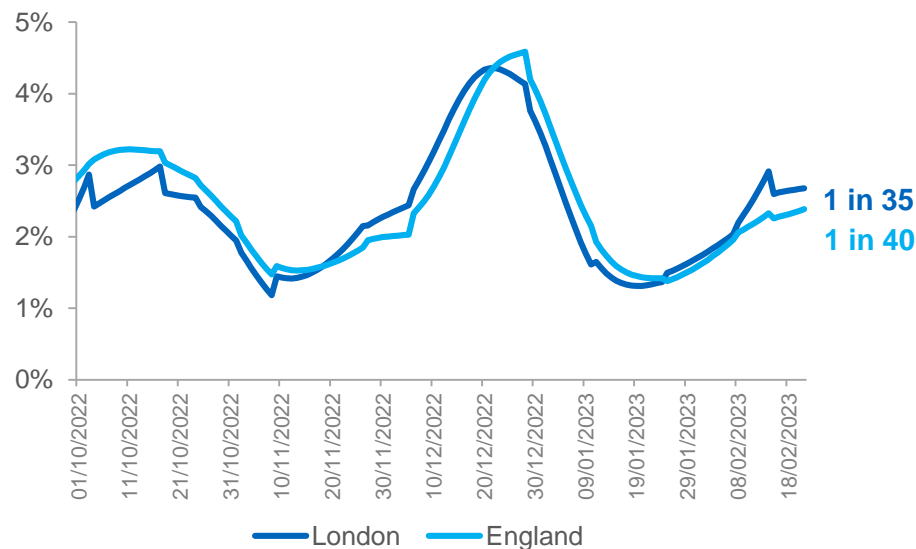


Figure 2: Modelled daily population percentage testing positive for COVID-19



References

1. Coronavirus.data.gov.uk/Cases. Data to 25 Feb.
2. ONS Infection Survey. Data to 21 Feb.

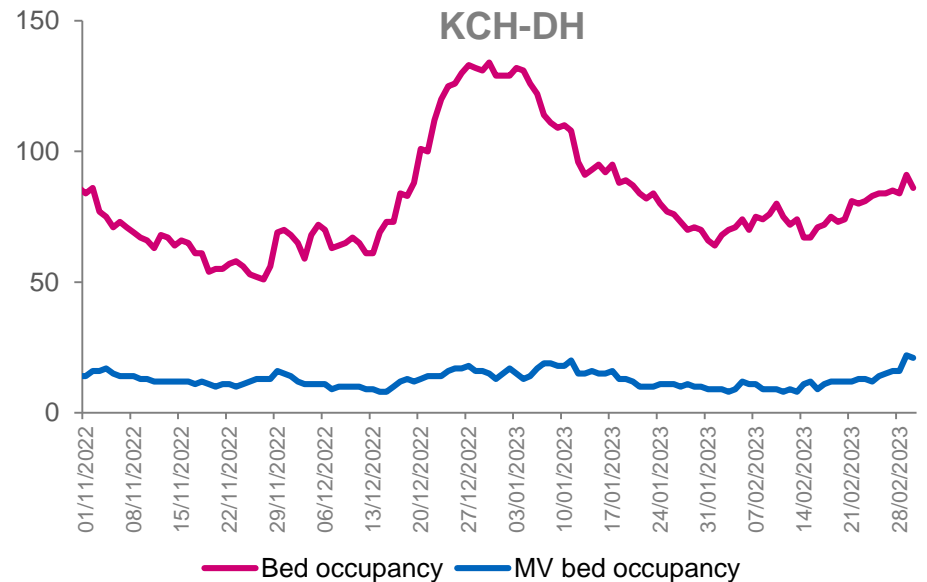
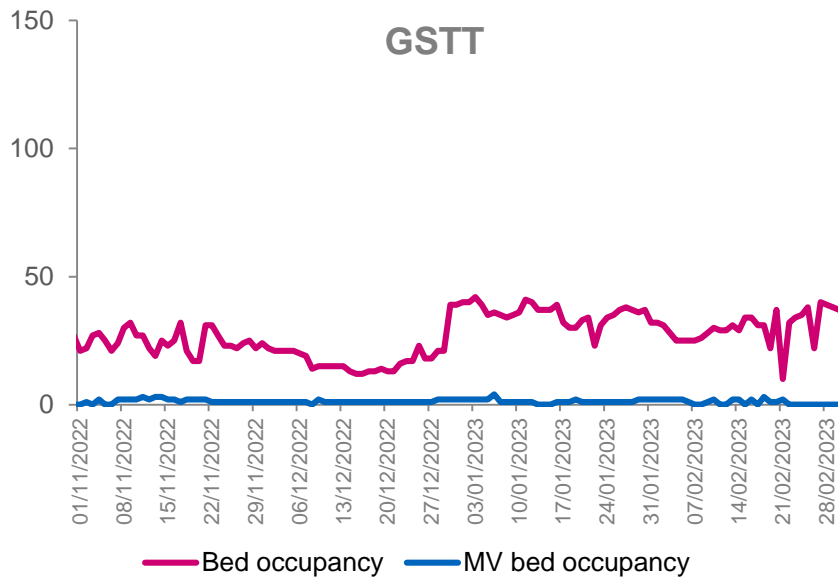
COVID-19 inpatient numbers at our local hospital trusts have remained stable

SECONDARY CARE

COVID-19 inpatient numbers have remained low at both KCH-DH and GSTT trusts.

- There are currently **1,251** patients in hospital with COVID-19 across London. Of these patients, **76** are in mechanical ventilation beds in critical care.

Figure 3: Daily occupancy of all beds and mechanical ventilation beds, for patients with diagnosed COVID-19 since 1 November 2022

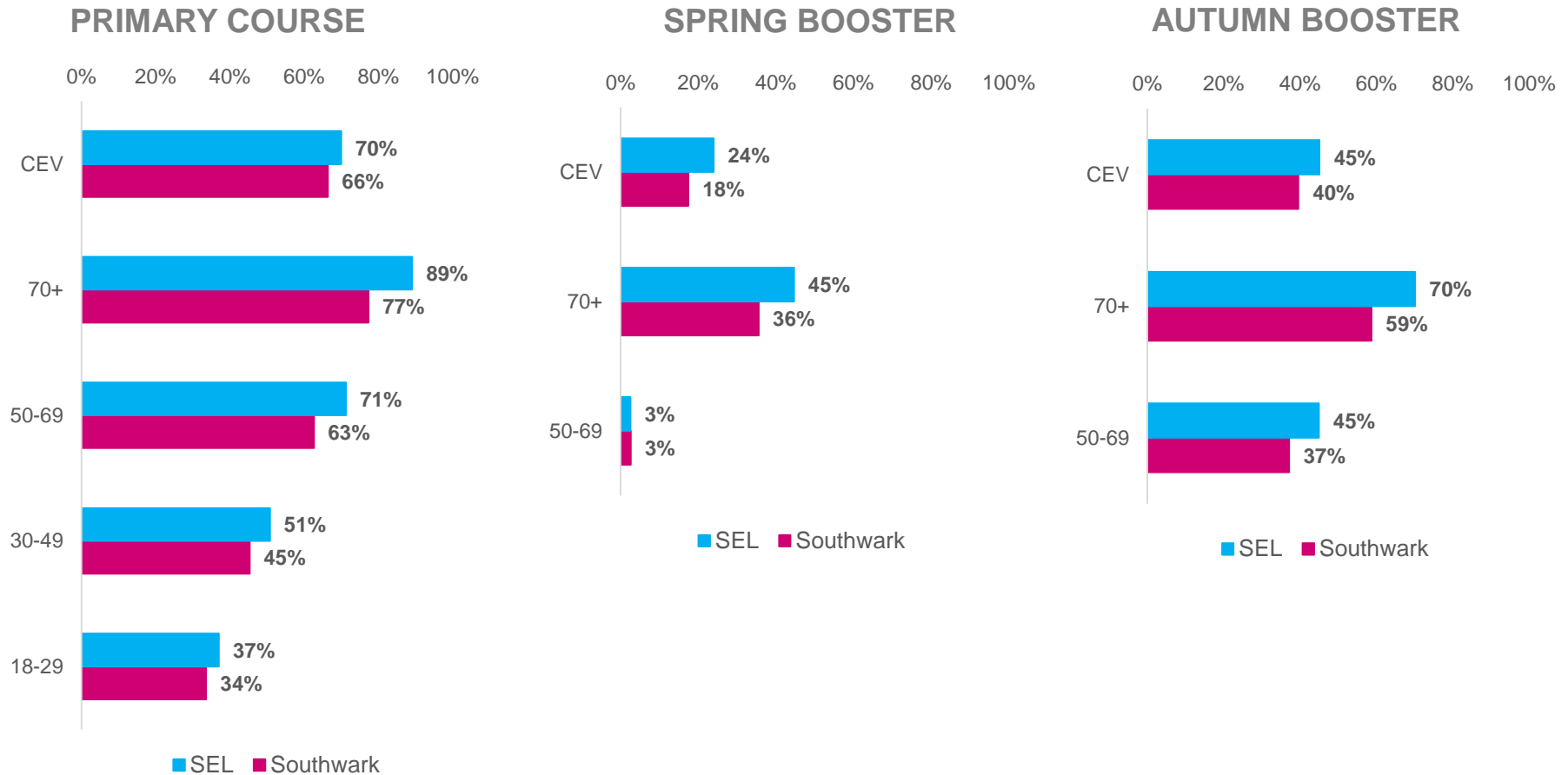


References

1. SEL Early Warning report. Data to 2 Mar.
2. Coronavirus.data.gov.uk/healthcare. Data to 1 Mar.

Over 48,000 Southwark GP-registered patients have now had an autumn booster dose of the COVID-19 vaccine

COVID-19 VACCINATIONS



Note: Primary course equals a first, second and booster dose of the vaccine

Reference

1. SEL ICS COVID-19 & Flu Vaccination Dashboard. Data to 27 Feb.

Find out more at
southwark.gov.uk/publichealth

Southwark Public Health Division

 [@lb_southwark](https://twitter.com/lb_southwark)  facebook.com/southwarkcouncil