

Tell us what you think about Southwark's Air Quality Action Plan

<https://consultations.southwark.gov.uk/environment-leisure/aqap>

This report was created on Wednesday 20 July 2022 at 10:45

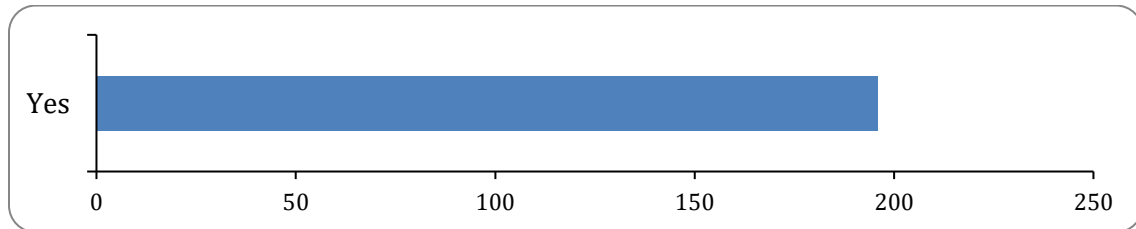
The activity ran from 24/06/2022 to 03/07/2022

Responses to this survey: **196**

1: Please confirm your consent for us to collect and use your data in the ways described above (without your consent, we are unable to use any information that you provide).

I consent for you to collect and use my data as described above.

There were 196 responses to this part of the question.



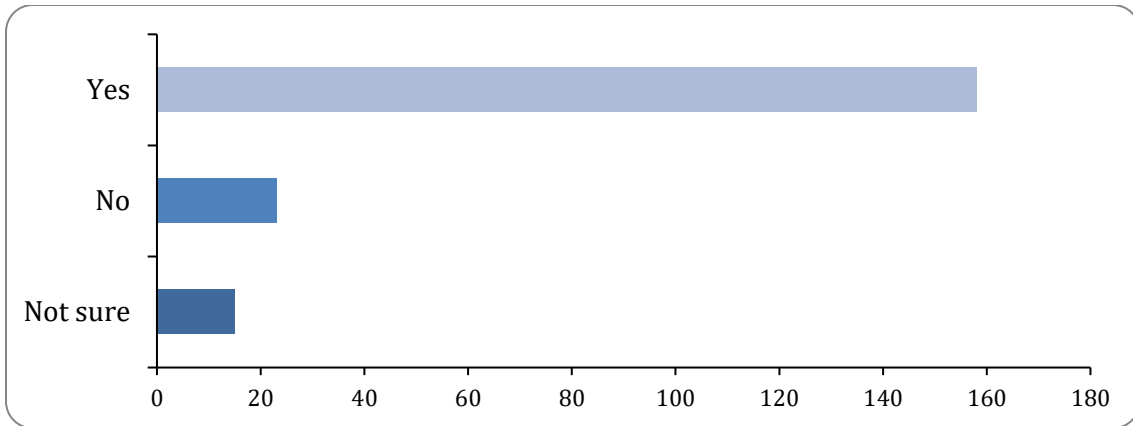
Option	Total	Percent
Yes	196	100.00%
No	0	0.00%

2: Do you agree with this action:

Section 1 actions - To adopt the World Health Organisation guidelines on air quality, which mean a much higher standard than current UK guidelines.

There were 196 responses to this part of the question.

London Borough of Southwark



Option	Total	Percent
Yes	158	80.61%
No	23	11.73%
Not sure	15	7.65%
Not Answered	0	0.00%

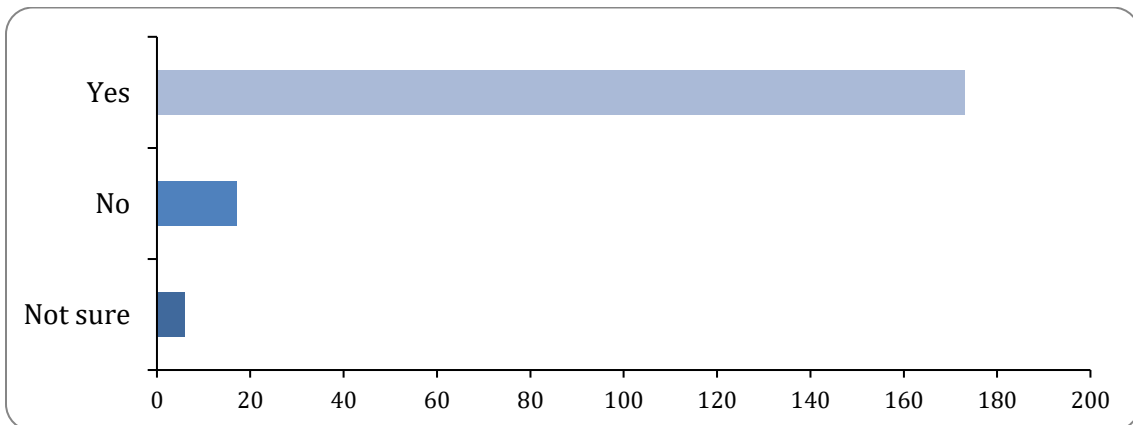
Any comments?

There were 46 responses to this part of the question.

3: Do you agree with these actions:

do you agree - buildings - To require all new buildings to meet Southwark standards on emissions, and to monitor and publicly report on construction emissions – construction is a major source of poor air quality.

There were 196 responses to this part of the question.

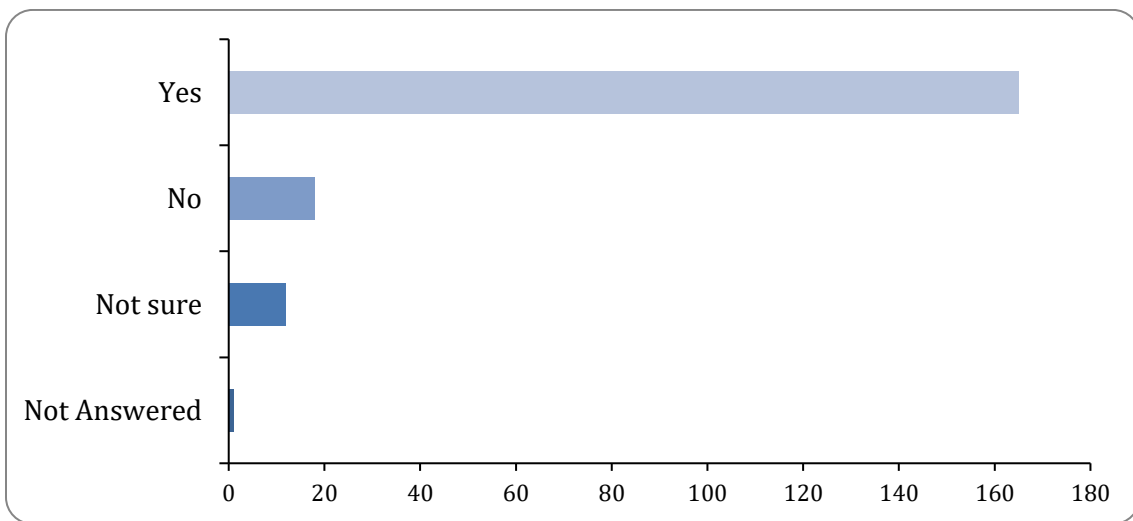


London Borough of Southwark

Option	Total	Percent
Yes	173	88.27%
No	17	8.67%
Not sure	6	3.06%
Not Answered	0	0.00%

do you agree - buildings - To enforce higher standards on new developments so their boilers and other heat sources are neutral or positive in air quality.

There were 195 responses to this part of the question.

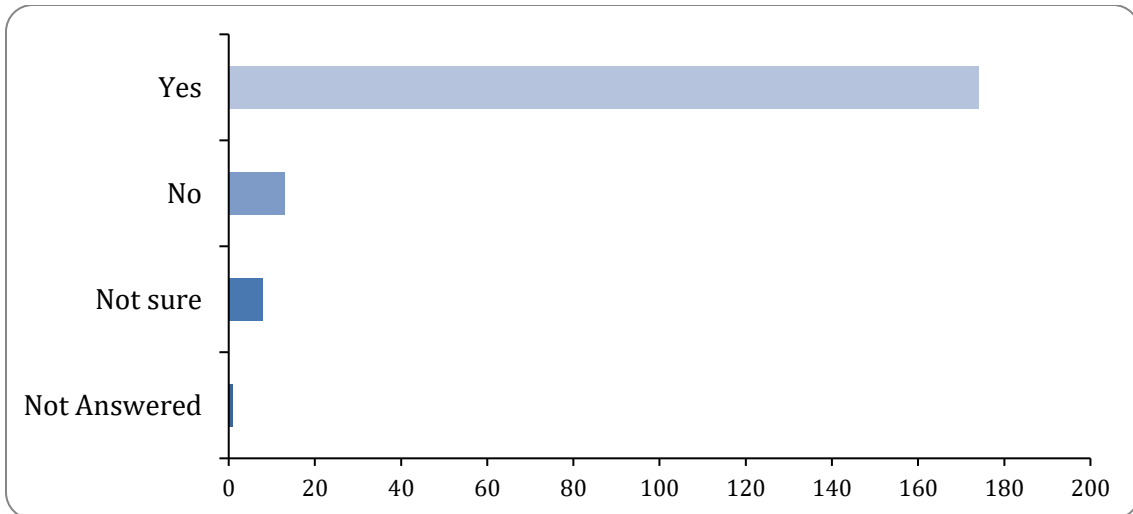


Option	Total	Percent
Yes	165	84.18%
No	18	9.18%
Not sure	12	6.12%
Not Answered	1	0.51%

do you agree - buildings - To promote and deliver improvements in energy efficiency for existing buildings in the borough.

There were 195 responses to this part of the question.

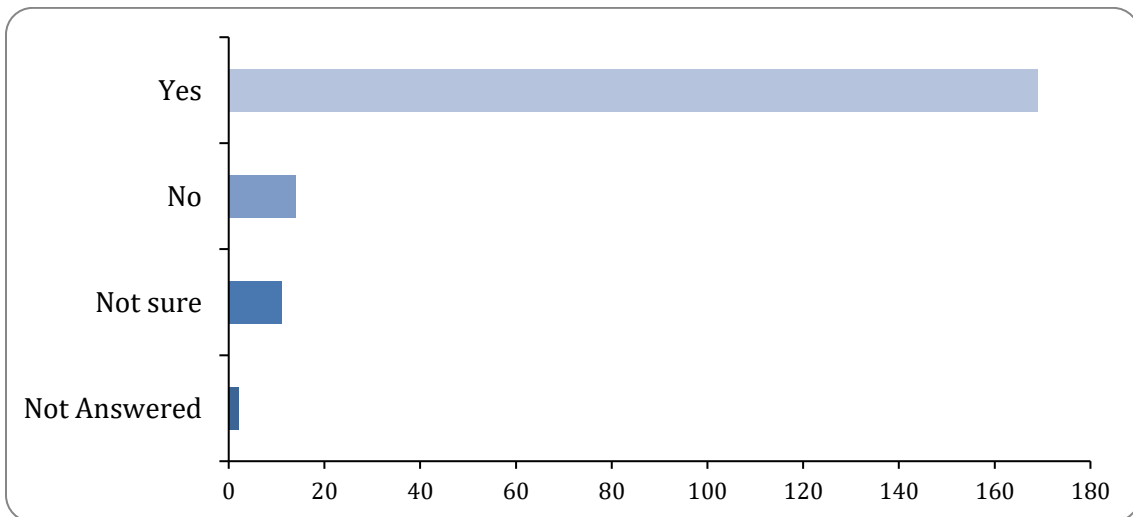
London Borough of Southwark



Option	Total	Percent
Yes	174	88.78%
No	13	6.63%
Not sure	8	4.08%
Not Answered	1	0.51%

do you agree - buildings - To ensure all new housing has access to green space.

There were 194 responses to this part of the question.

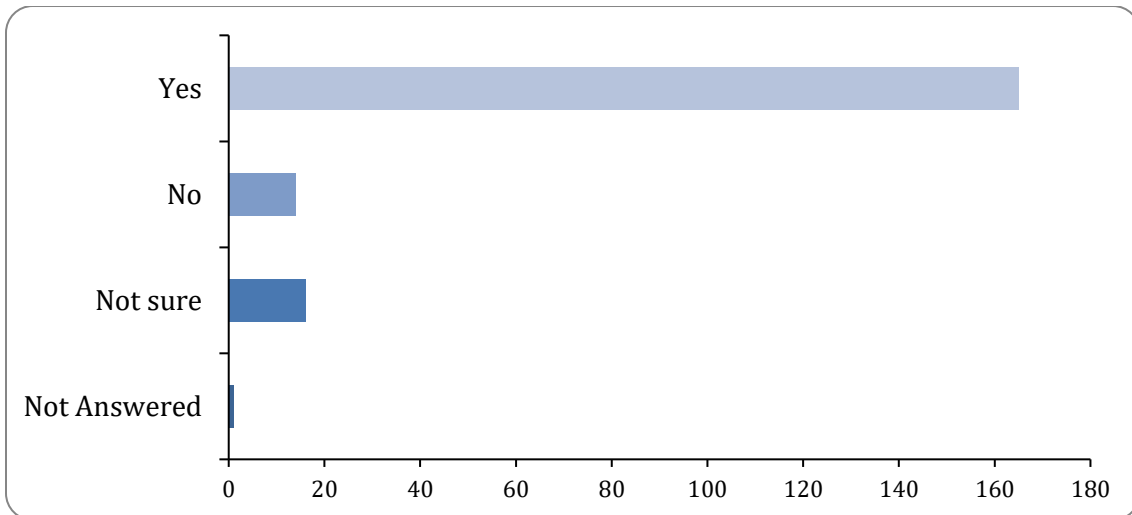


Option	Total	Percent
Yes	169	86.22%
No	14	7.14%
Not sure	11	5.61%
Not Answered	1	0.51%

Not Answered	2	1.02%
---------------------	---	-------

do you agree - buildings - To work with restaurants and other businesses to reduce emissions from commercial kitchens.

There were 195 responses to this part of the question.



Option	Total	Percent
Yes	165	84.18%
No	14	7.14%
Not sure	16	8.16%
Not Answered	1	0.51%

Any comments?

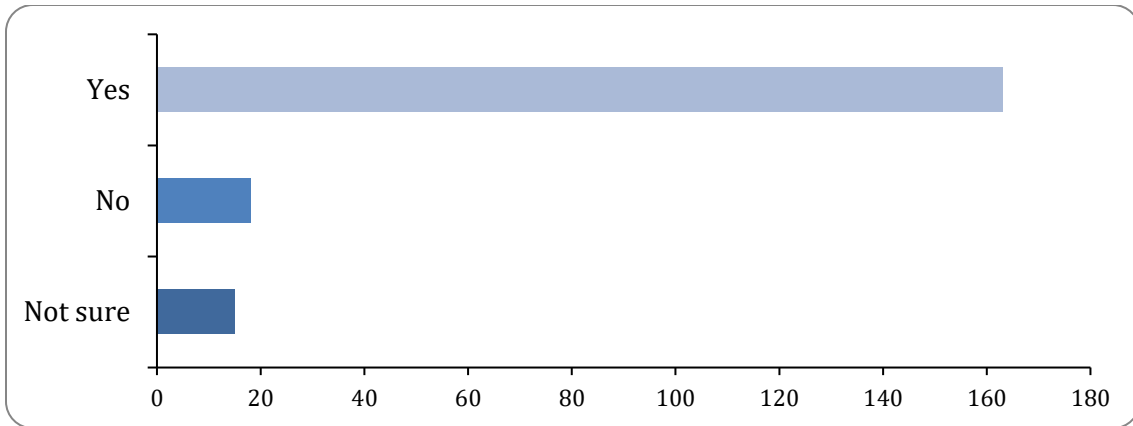
There were 58 responses to this part of the question.

4: Do you agree with these actions:

do you agree - To carry out regular public information campaigns so people know about air pollution and what they can do.

There were 196 responses to this part of the question.

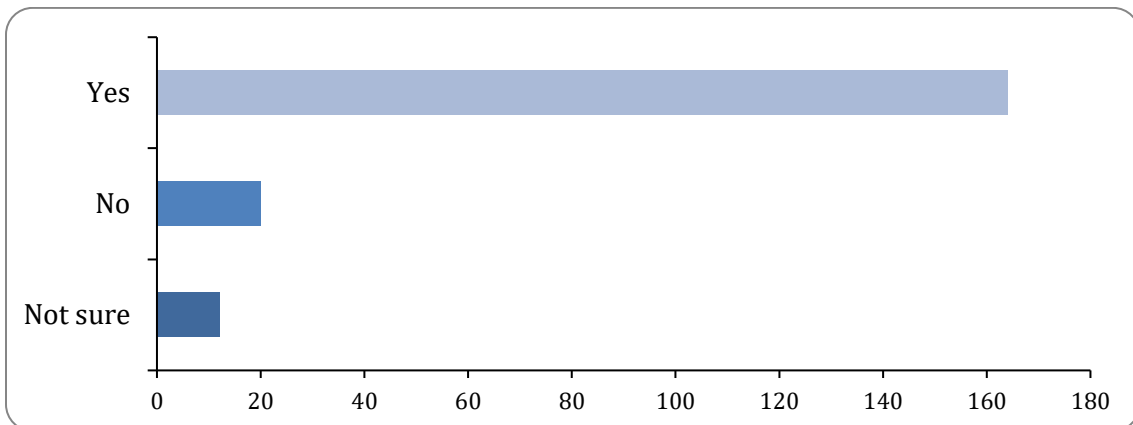
London Borough of Southwark



Option	Total	Percent
Yes	163	83.16%
No	18	9.18%
Not sure	15	7.65%
Not Answered	0	0.00%

do you agree - To work with schools to encourage less polluting forms of travel for staff and students.

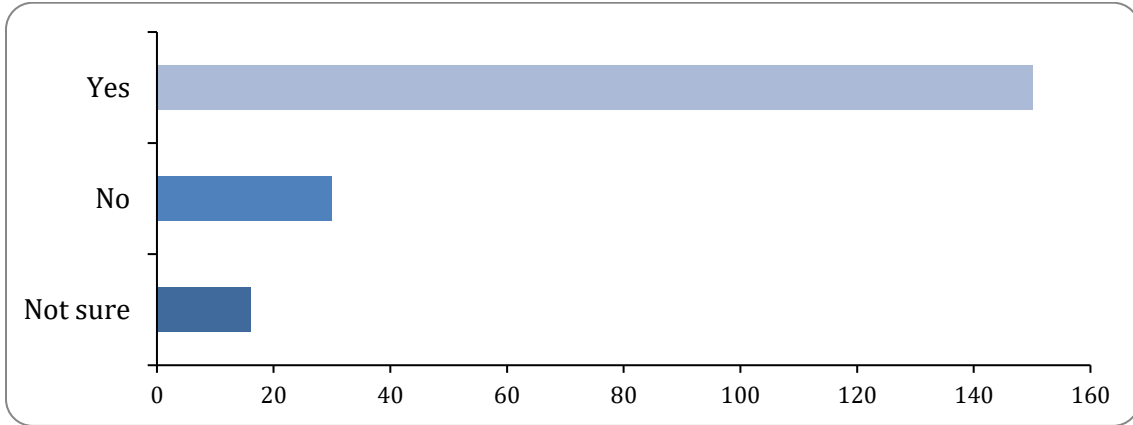
There were 196 responses to this part of the question.



Option	Total	Percent
Yes	164	83.67%
No	20	10.20%
Not sure	12	6.12%
Not Answered	0	0.00%

do you agree - To develop clean air zones around schools, as well as hospitals and care homes.

There were 196 responses to this part of the question.



Option	Total	Percent
Yes	150	76.53%
No	30	15.31%
Not sure	16	8.16%
Not Answered	0	0.00%

Any comments?

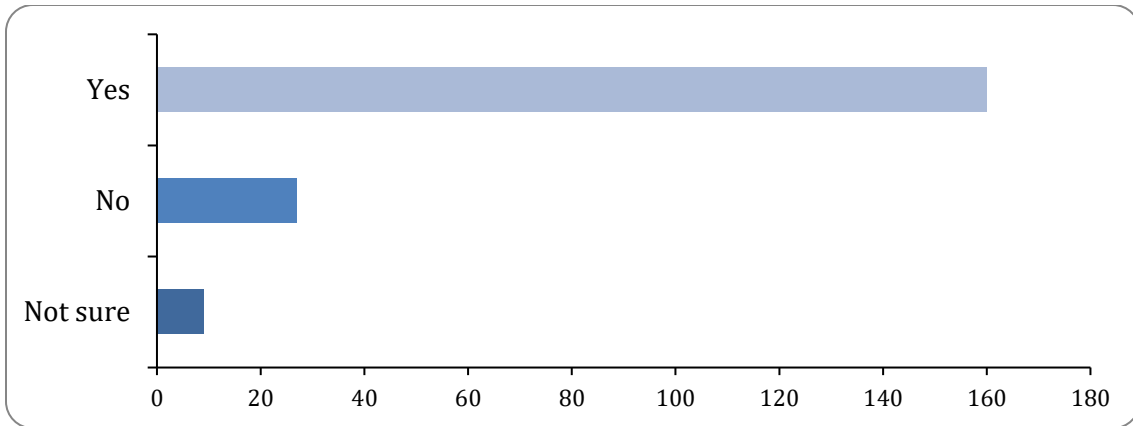
There were 66 responses to this part of the question.

5: Do you agree with these actions:

do you agree - To increase the proportion of ultra low emission vehicles delivering freight in the borough.

There were 196 responses to this part of the question.

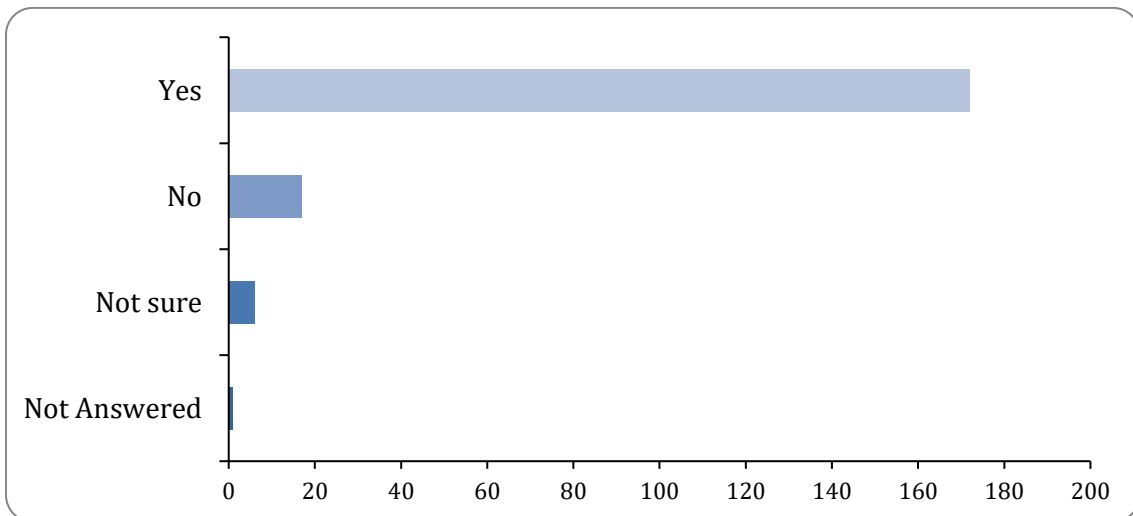
London Borough of Southwark



Option	Total	Percent
Yes	160	81.63%
No	27	13.78%
Not sure	9	4.59%
Not Answered	0	0.00%

do you agree - To increase the proportion of the council's own vehicles that are electric, hydrogen or hybrid.

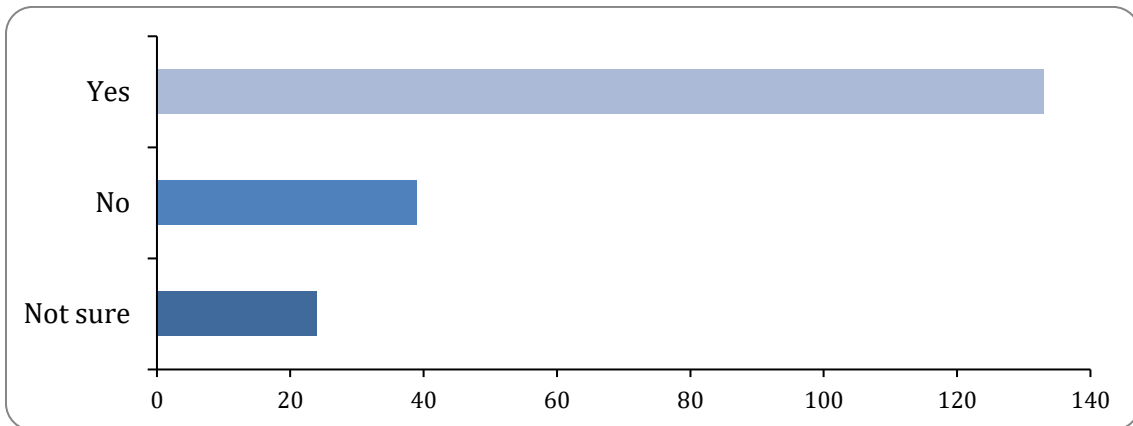
There were 195 responses to this part of the question.



Option	Total	Percent
Yes	172	87.76%
No	17	8.67%
Not sure	6	3.06%
Not Answered	1	0.51%

do you agree - To develop Low Emission Neighbourhood projects like the one in Walworth.

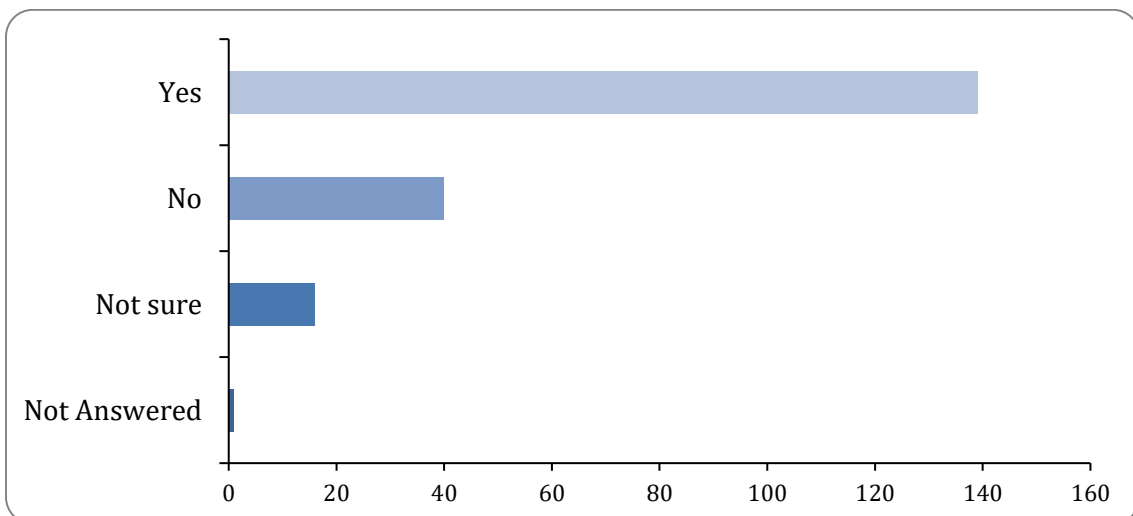
There were 196 responses to this part of the question.



Option	Total	Percent
Yes	133	67.86%
No	39	19.90%
Not sure	24	12.24%
Not Answered	0	0.00%

do you agree - To deliver healthy streets projects that encourage walking and cycling.

There were 195 responses to this part of the question.



Option	Total	Percent
Yes	139	70.92%
No	40	20.41%
Not sure	16	8.16%
Not Answered	1	0.51%

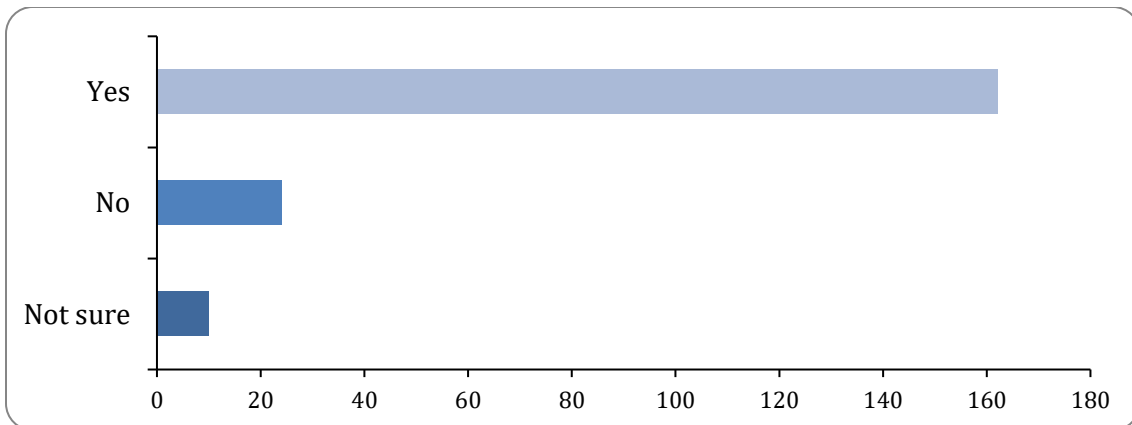
Any comments?

There were 81 responses to this part of the question.

6: Do you agree with these actions:

do you agree - To discourage idling by taxis and other vehicles.

There were 196 responses to this part of the question.

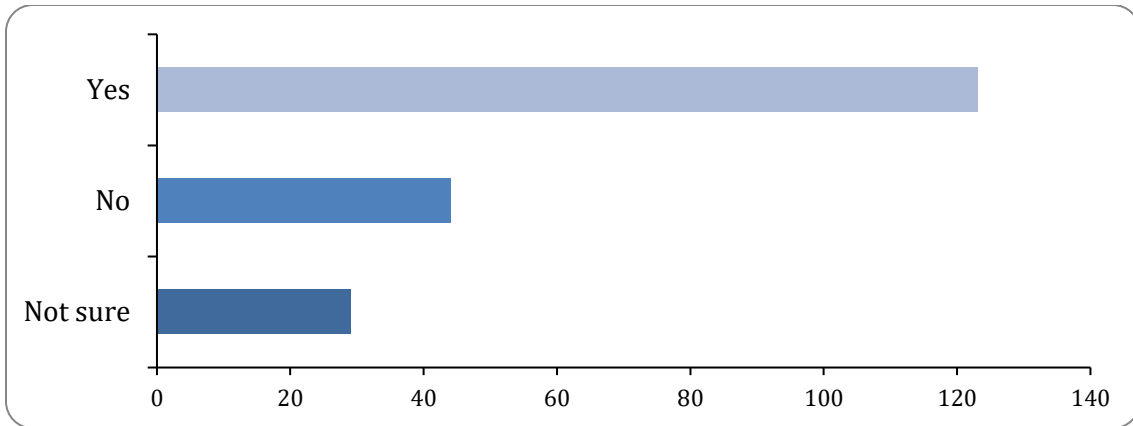


Option	Total	Percent
Yes	162	82.65%
No	24	12.24%
Not sure	10	5.10%
Not Answered	0	0.00%

do you agree - To encourage the London Mayor to extend the Ultra Low Emission Zone (ULEZ) to the M25.

There were 196 responses to this part of the question.

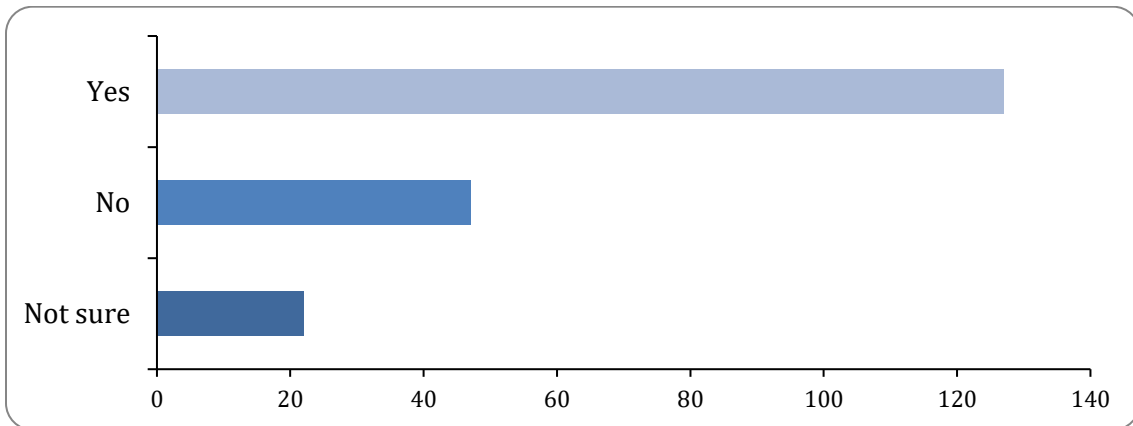
London Borough of Southwark



Option	Total	Percent
Yes	123	62.76%
No	44	22.45%
Not sure	29	14.80%
Not Answered	0	0.00%

do you agree - To use parking controls to encourage low emission vehicles, through discounts at on street parking bays and higher charges for the biggest polluters.

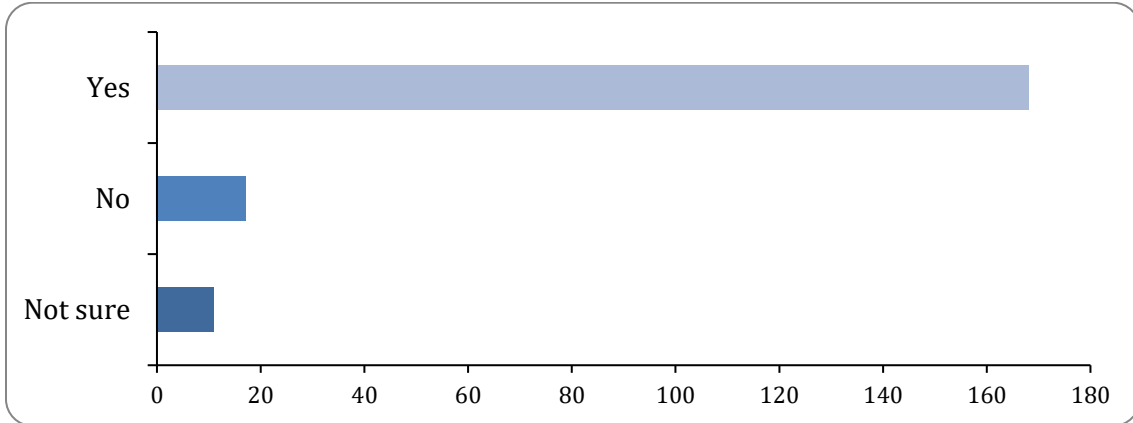
There were 196 responses to this part of the question.



Option	Total	Percent
Yes	127	64.80%
No	47	23.98%
Not sure	22	11.22%
Not Answered	0	0.00%

do you agree - To increase the number of electric vehicle charging points in the borough.

There were 196 responses to this part of the question.



Option	Total	Percent
Yes	168	85.71%
No	17	8.67%
Not sure	11	5.61%
Not Answered	0	0.00%

Any comments?

There were 65 responses to this part of the question.

7: Is there anything else you would like to tell us about the proposed Air Quality Action Plan?

anything else

There were 99 responses to this part of the question.

8: What is your name?

Name

There were 189 responses to this part of the question.

9: What is your email address?

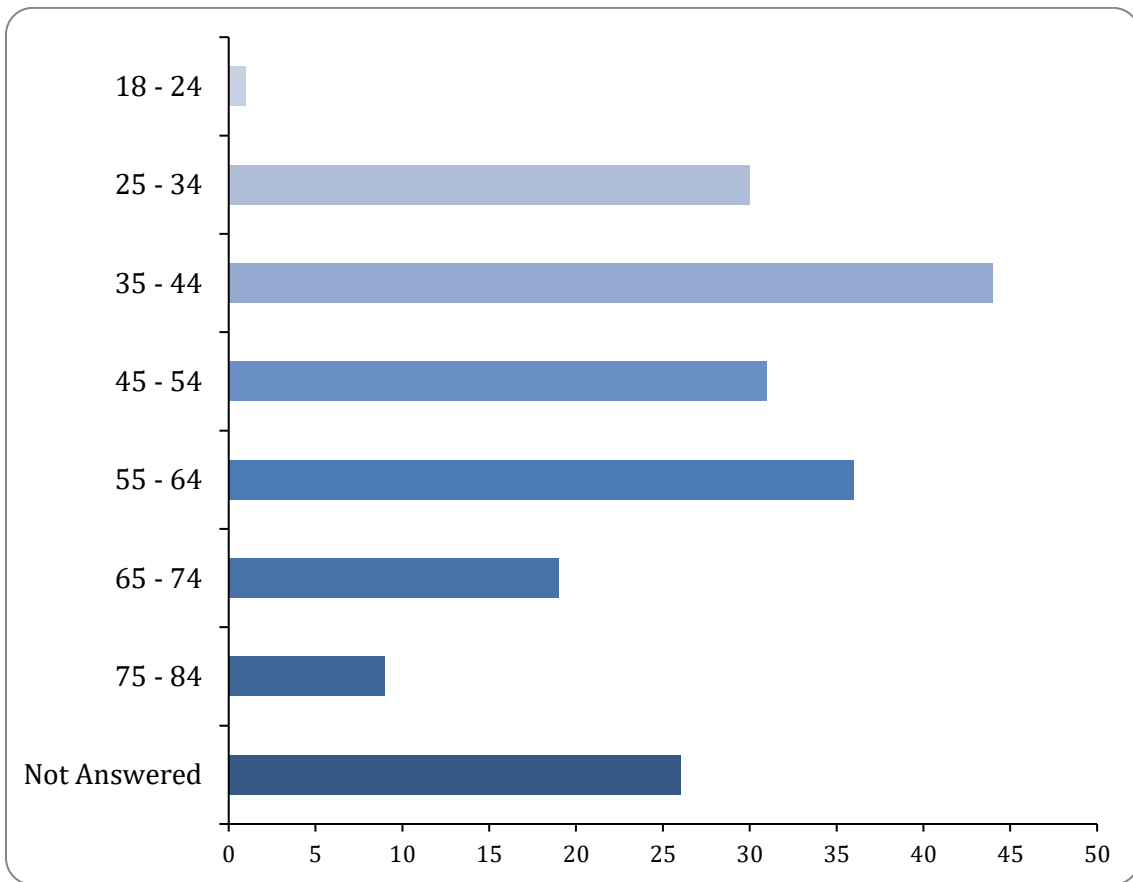
Email

There were 188 responses to this part of the question.

10: Equalities questions

Age

There were 170 responses to this part of the question.



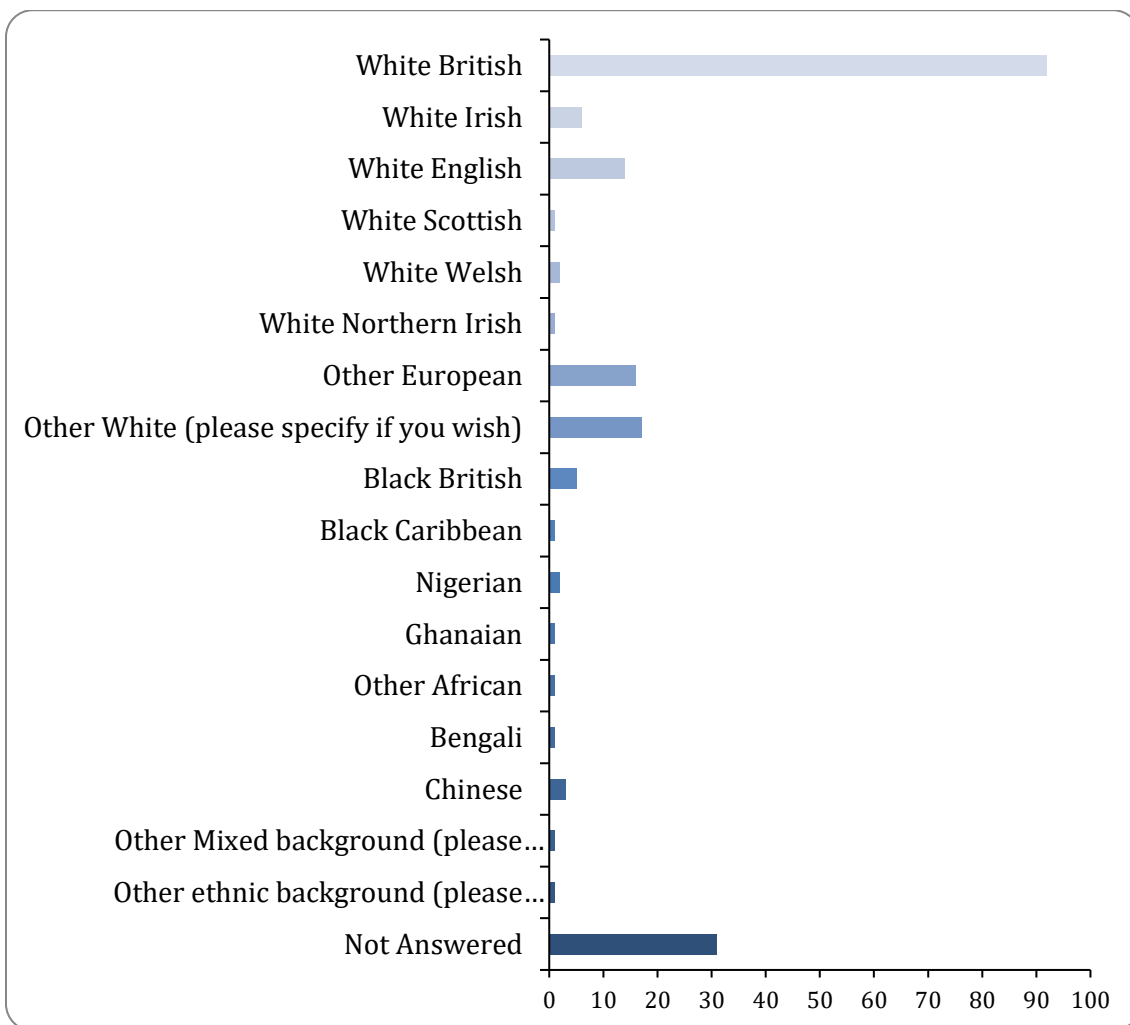
Option	Total	Percent
Under 16	0	0.00%
16 - 17	0	0.00%
18 - 24	1	0.51%
25 - 34	30	15.31%
35 - 44	44	22.45%
45 - 54	31	15.82%

London Borough of Southwark

55 - 64	36	18.37%
65 - 74	19	9.69%
75 - 84	9	4.59%
85 - 94	0	0.00%
95+	0	0.00%
Not Answered	26	13.27%

What do you consider to be your ethnic background?

There were 165 responses to this part of the question.



Option	Total	Percent
White British	92	46.94%
White Irish	6	3.06%
White English	14	7.14%

London Borough of Southwark

White Scottish	1	0.51%
White Welsh	2	1.02%
White Northern Irish	1	0.51%
Other European	16	8.16%
Other White (please specify if you wish)	17	8.67%
Black British	5	2.55%
Black Caribbean	1	0.51%
Nigerian	2	1.02%
Ghanaian	1	0.51%
Sierra Leonean	0	0.00%
Somali	0	0.00%
Other African	1	0.51%
Other Black (please specify if you wish)	0	0.00%
Asian British	0	0.00%
Indian	0	0.00%
Bengali	1	0.51%
Chinese	3	1.53%
Pakistani	0	0.00%
Vietnamese	0	0.00%
Filipino	0	0.00%
Any other Asian (please specify if you wish)	0	0.00%
Mixed white/Black Caribbean	0	0.00%
Mixed White Black African	0	0.00%
Mixed White/Asian	0	0.00%
Other Mixed background (please specify if you wish)	1	0.51%
Latin American	0	0.00%
Gypsy, Roma or Irish Traveller	0	0.00%
Other ethnic background (please specify if you wish)	1	0.51%
Not Answered	31	15.82%

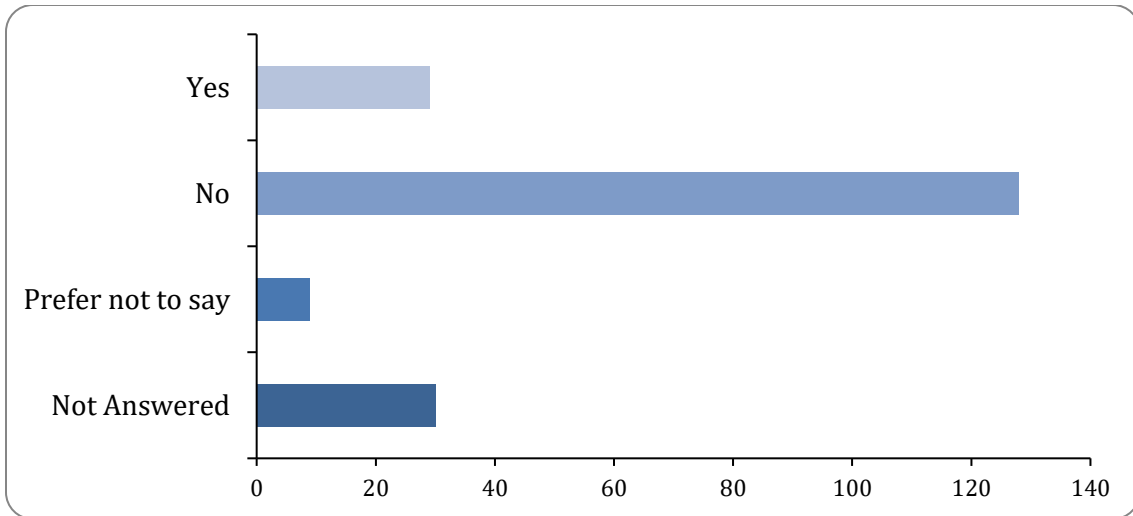
Please specify further if you wish:

There were 15 responses to this part of the question.

Are you disabled?

There were 166 responses to this part of the question.

London Borough of Southwark

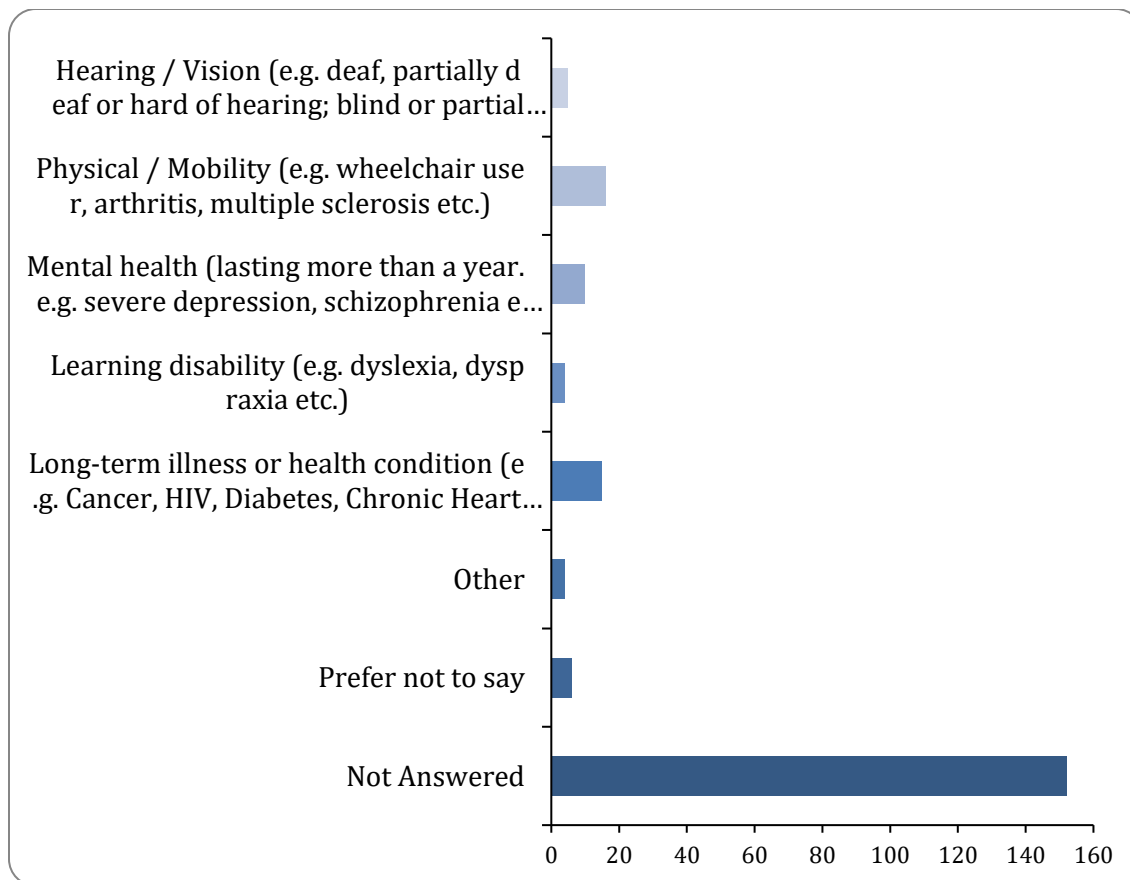


Option	Total	Percent
Yes	29	14.80%
No	128	65.31%
Prefer not to say	9	4.59%
Not Answered	30	15.31%

Please state the nature of your impairments

There were 44 responses to this part of the question.

London Borough of Southwark

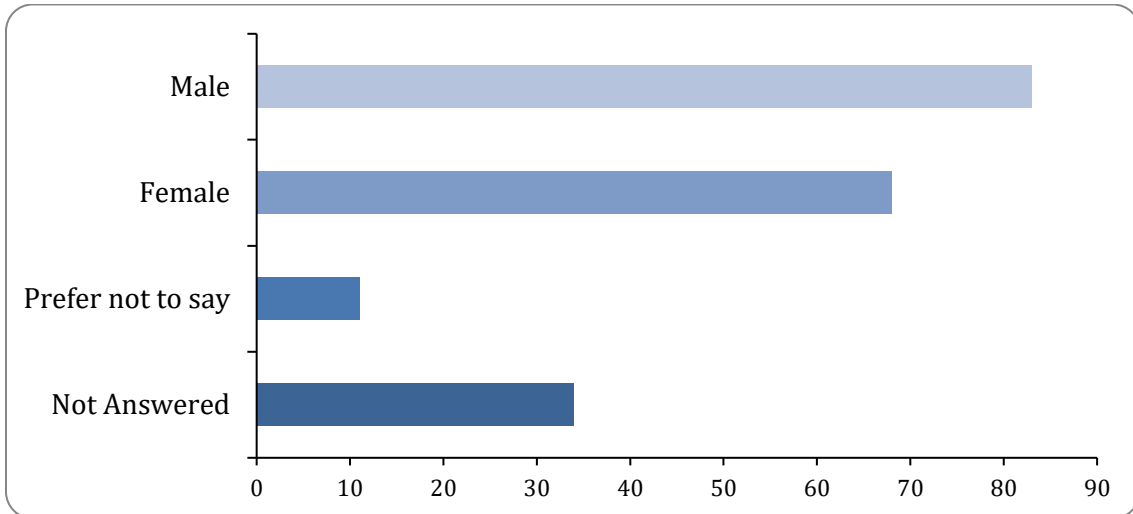


Option	Total	Percent
Hearing / Vision (e.g. deaf, partially deaf or hard of hearing; blind or partial sight)	5	2.55%
Physical / Mobility (e.g. wheelchair user, arthritis, multiple sclerosis etc.)	16	8.16%
Mental health (lasting more than a year. e.g. severe depression, schizophrenia etc.)	10	5.10%
Learning disability (e.g. dyslexia, dyspraxia etc.)	4	2.04%
Long-term illness or health condition (e.g. Cancer, HIV, Diabetes, Chronic Heart disease, Rheumatoid Arthritis, Chronic Asthma)	15	7.65%
Other	4	2.04%
Prefer not to say	6	3.06%
Not Answered	152	77.55%

What is your sex as recorded at birth?

London Borough of Southwark

There were 162 responses to this part of the question.



Option	Total	Percent
Male	83	42.35%
Female	68	34.69%
Other (please specify if you wish)	0	0.00%
Prefer not to say	11	5.61%
Not Answered	34	17.35%

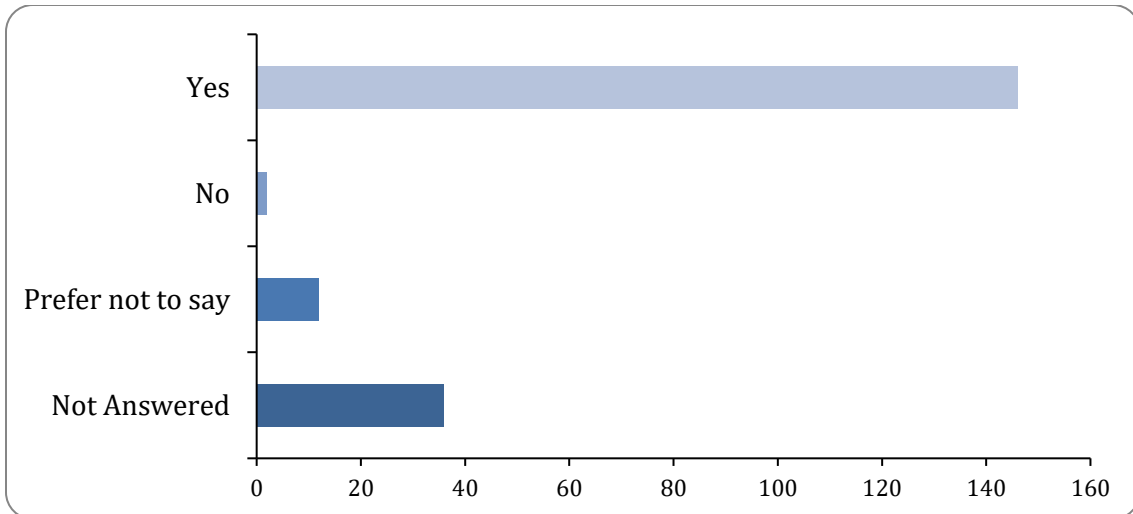
Please specify further if you wish

There were 0 responses to this part of the question.

Is your Gender Identity the same as the sex you were recorded at birth?

There were 160 responses to this part of the question.

London Borough of Southwark



Option	Total	Percent
Yes	146	74.49%
No	2	1.02%
Prefer not to say	12	6.12%
Not Answered	36	18.37%

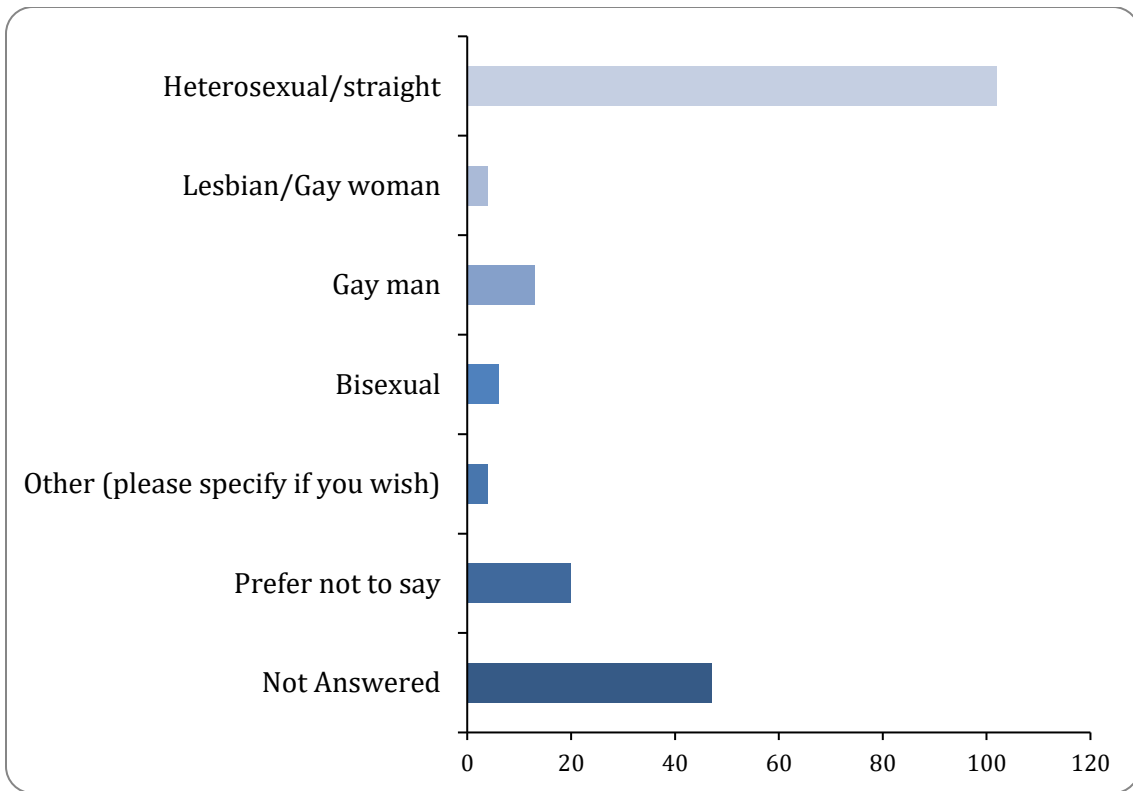
If no, how would you define your gender? Please specify if you wish

There were 4 responses to this part of the question.

What is your sexual orientation

There were 149 responses to this part of the question.

London Borough of Southwark



Option	Total	Percent
Heterosexual/straight	102	52.04%
Lesbian/Gay woman	4	2.04%
Gay man	13	6.63%
Bisexual	6	3.06%
Other (please specify if you wish)	4	2.04%
Prefer not to say	20	10.20%
Not Answered	47	23.98%

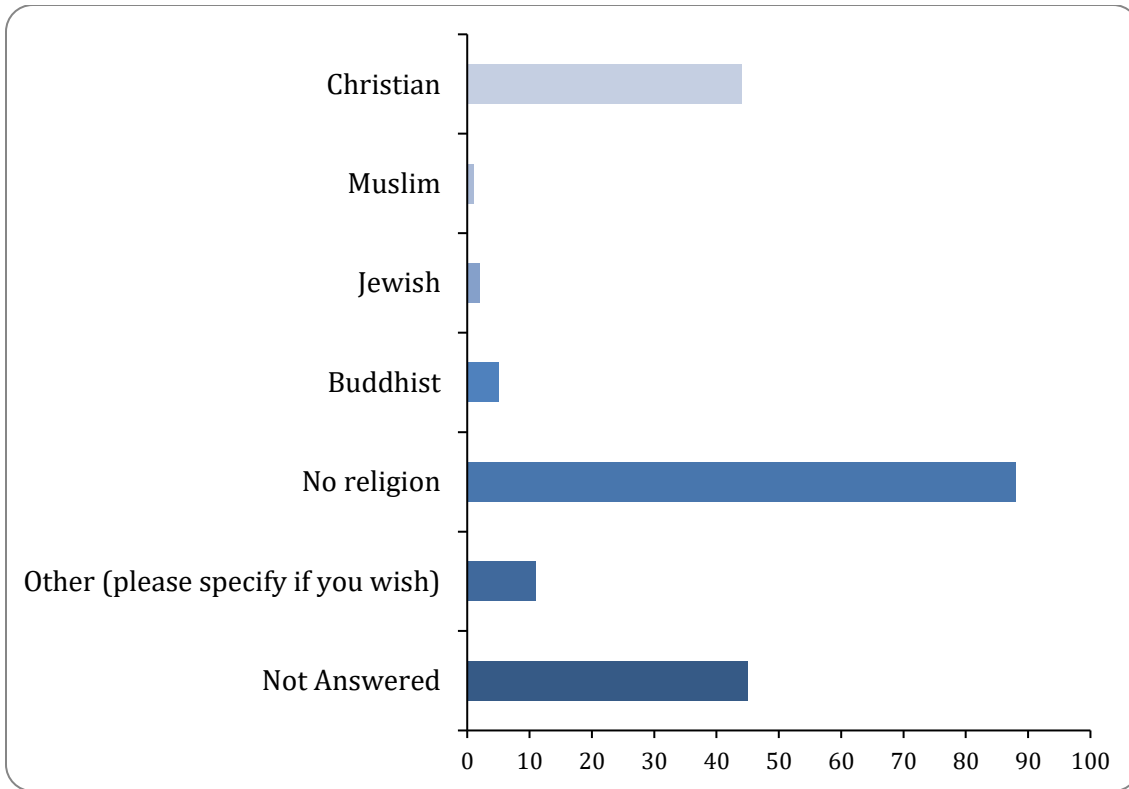
Please specify further if you wish

There were 2 responses to this part of the question.

What is your religion or belief?

There were 151 responses to this part of the question.

London Borough of Southwark



Option	Total	Percent
Christian	44	22.45%
Sikh	0	0.00%
Hindu	0	0.00%
Muslim	1	0.51%
Jewish	2	1.02%
Buddhist	5	2.55%
No religion	88	44.90%
Other (please specify if you wish)	11	5.61%
Not Answered	45	22.96%

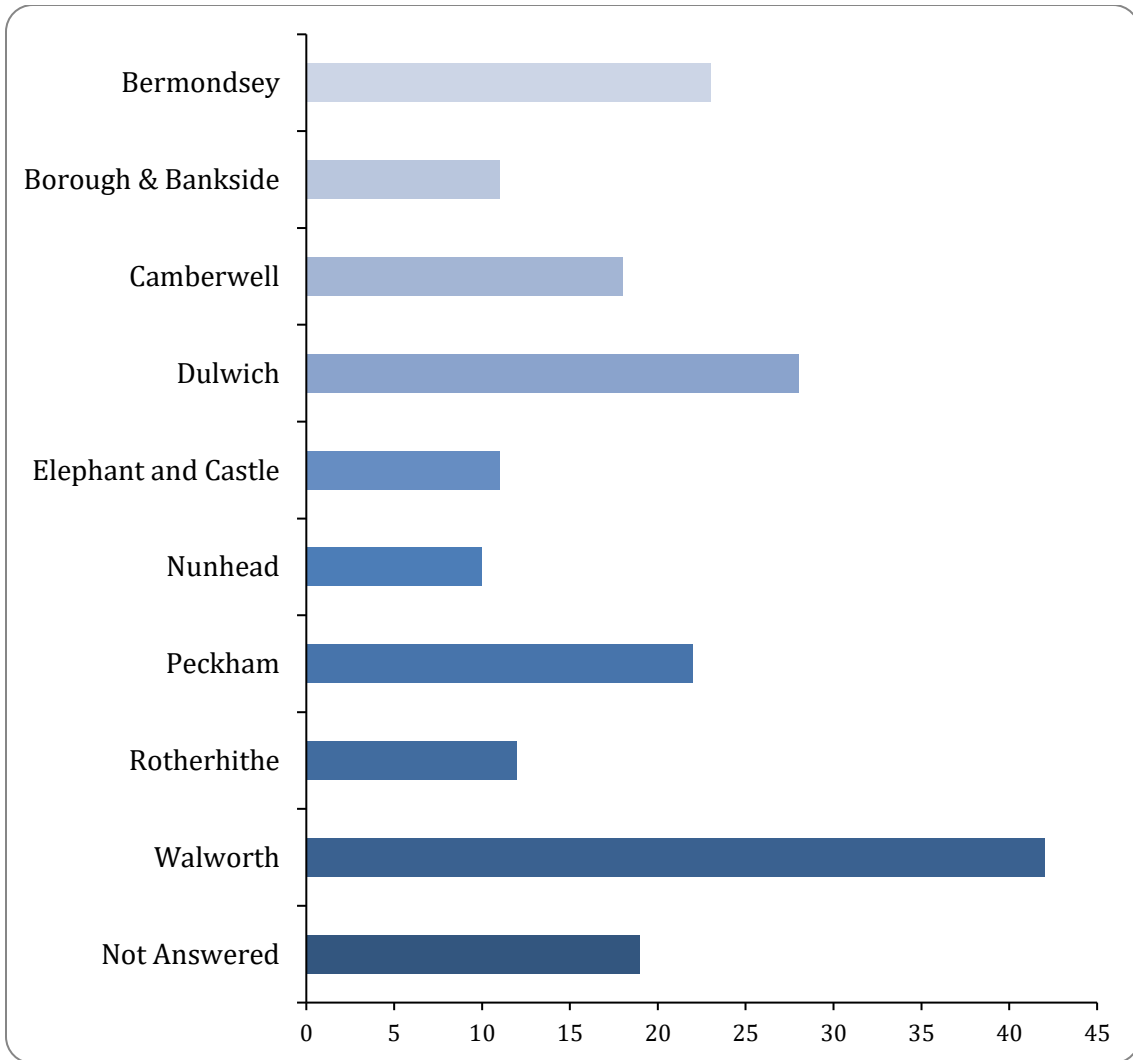
Please specify further if you wish

There were 6 responses to this part of the question.

11: If you live in Southwark, which community area do you live in? neighbourhood

There were 177 responses to this part of the question.

London Borough of Southwark

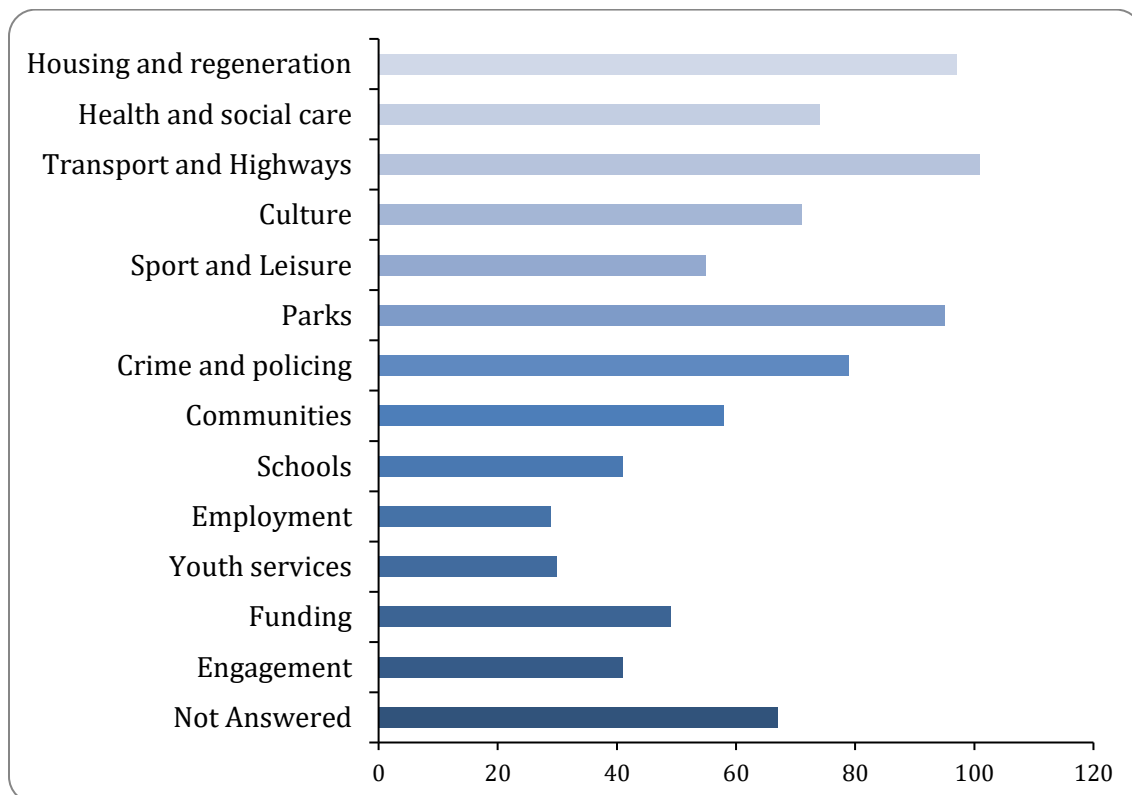


Option	Total	Percent
Bermondsey	23	11.73%
Borough & Bankside	11	5.61%
Camberwell	18	9.18%
Dulwich	28	14.29%
Elephant and Castle	11	5.61%
Nunhead	10	5.10%
Peckham	22	11.22%
Rotherhithe	12	6.12%
Walworth	42	21.43%
Not Answered	19	9.69%

12: Would you be interested in being notified about future surveys and consultations in any of the following areas? (we would add your email address to a specific mailing list - you could request that your name be removed at any time by writing to community.engagement@southwark.gov.uk)

future consultations

There were 129 responses to this part of the question.



Option	Total	Percent
Housing and regeneration	97	49.49%
Health and social care	74	37.76%
Transport and Highways	101	51.53%
Culture	71	36.22%
Sport and Leisure	55	28.06%
Parks	95	48.47%
Crime and policing	79	40.31%
Communities	58	29.59%
Schools	41	20.92%
Employment	29	14.80%
Youth services	30	15.31%
Funding	49	25.00%
Engagement	41	20.92%

London Borough of Southwark

Not Answered	67	34.18%
---------------------	----	--------