

Air Quality Action Plan 2023-2027

<https://consultations.southwark.gov.uk/environment-leisure/air-quality-action-plan>

This report was created on Friday 15 July 2022 at 15:50

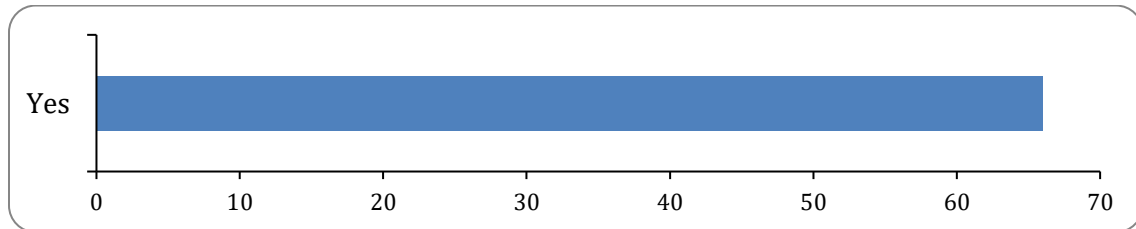
The activity ran from 09/05/2022 to 03/07/2022

Responses to this survey: **66**

1: Please confirm your consent for us to collect and use your data in the ways described above (without your consent, we are unable to use any information that you provide).

I consent for you to collect and use my data as described above.

There were 66 responses to this part of the question.



Option	Total	Percent
Yes	66	100.00%
No	0	0.00%

1: Are there any actions above that should be removed? (please include the action no. and explain why)

remove

There were 40 responses to this part of the question.

London Borough of Southwark

2: Are there any actions above that should be rewritten - including changes to the success indicators? (please include the action no. and explain why)

rewrite

There were 45 responses to this part of the question.

3: Are there any additional actions we should consider for this section?

additional

There were 48 responses to this part of the question.

1: Are there any actions above that should be removed? (please include the action no. and explain why)

remove

There were 39 responses to this part of the question.

2: Are there any actions above that should be rewritten - including changes to the success indicators? (please include the action no. and explain why)

rewrite

There were 44 responses to this part of the question.

3: Are there any additional actions we should consider for this section?

additional

There were 43 responses to this part of the question.

London Borough of Southwark

1: Are there any actions above that should be removed? (please include the action no. and explain why)

remove

There were 38 responses to this part of the question.

2: Are there any actions above that should be rewritten - including changes to the success indicators? (please include the action no. and explain why)

rewrite

There were 39 responses to this part of the question.

3: Are there any additional actions we should consider for this section?

additional

There were 38 responses to this part of the question.

1: Are there any actions above that should be removed? (please include the action no. and explain why)

remove

There were 36 responses to this part of the question.

2: Are there any actions above that should be rewritten - including changes to the success indicators? (please include the action no. and explain why)

rewrite

There were 41 responses to this part of the question.

London Borough of Southwark

3: Are there any additional actions we should consider for this section?

additional

There were 43 responses to this part of the question.

1: Are there any actions above that should be removed? (please include the action no. and explain why)

remove

There were 36 responses to this part of the question.

2: Are there any actions above that should be rewritten - including changes to the success indicators? (please include the action no. and explain why)

rewrite

There were 37 responses to this part of the question.

3: Are there any additional actions we should consider for this section?

additional

There were 40 responses to this part of the question.

1: Are there any actions above that should be removed? (please include the action no. and explain why)

remove

There were 35 responses to this part of the question.

London Borough of Southwark

2: Are there any actions above that should be rewritten - including changes to the success indicators? (please include the action no. and explain why)

rewrite

There were 38 responses to this part of the question.

3: Are there any additional actions we should consider for this section?

additional

There were 45 responses to this part of the question.

1: Are there any actions above that should be removed? (please include the action no. and explain why)

remove

There were 43 responses to this part of the question.

2: Are there any actions above that should be rewritten - including changes to the success indicators? (please include the action no. and explain why)

rewrite

There were 50 responses to this part of the question.

3: Are there any additional actions we should consider for this section?

additional

There were 50 responses to this part of the question.

London Borough of Southwark

1: Do you have any comments on the planned change to the Air Quality Management Area?

any comments

There were 41 responses to this part of the question.

1: What is your name?

Name

There were 66 responses to this part of the question.

2: What is your email address?

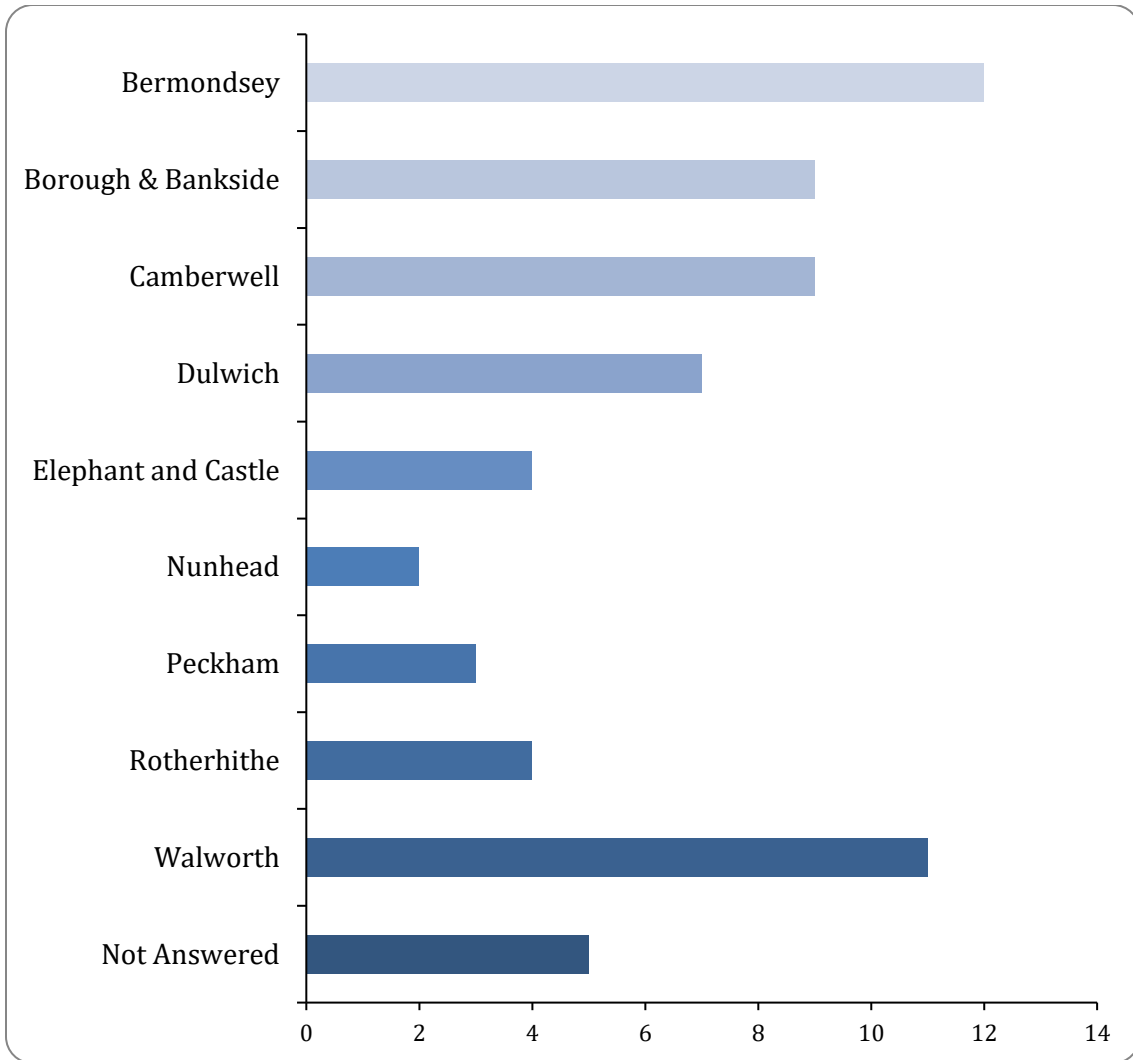
Email

There were 64 responses to this part of the question.

**3: If you live in Southwark, which community area do you live in?
neighbourhood**

There were 61 responses to this part of the question.

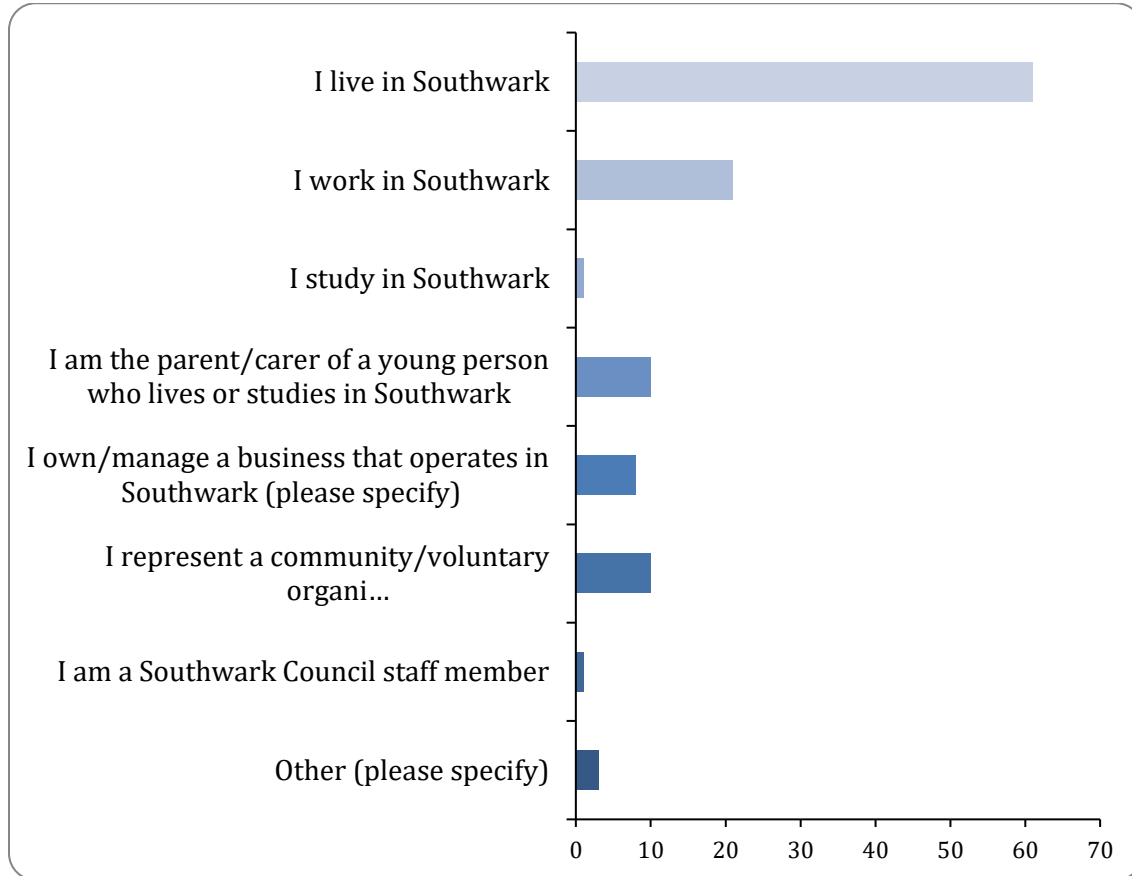
London Borough of Southwark



Option	Total	Percent
Bermondsey	12	18.18%
Borough & Bankside	9	13.64%
Camberwell	9	13.64%
Dulwich	7	10.61%
Elephant and Castle	4	6.06%
Nunhead	2	3.03%
Peckham	3	4.55%
Rotherhithe	4	6.06%
Walworth	11	16.67%
Not Answered	5	7.58%

**4: In what capacity are you responding to this survey? (please select all that apply)
capacity**

There were 66 responses to this part of the question.



Option	Total	Percent
I live in Southwark	61	92.42%
I work in Southwark	21	31.82%
I study in Southwark	1	1.52%
I am the parent/carer of a young person who lives or studies in Southwark	10	15.15%
I own/manage a business that operates in Southwark (please specify)	8	12.12%
I represent a community/voluntary organisation or group (please specify)	10	15.15%
I am a Southwark Council staff member	1	1.52%
Other (please specify)	3	4.55%
Not Answered	0	0.00%

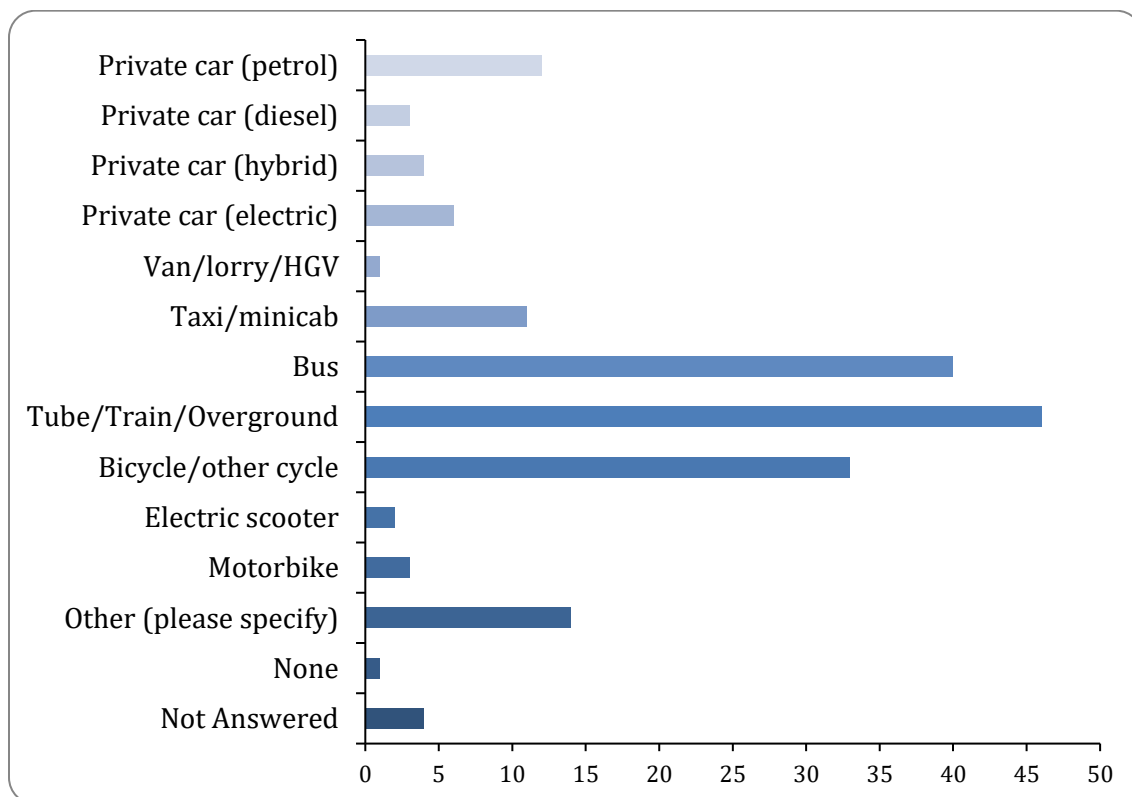
please specify

There were 12 responses to this part of the question.

5: Which of these forms of transport do you regularly use (once a week or more)?

vehicle type

There were 62 responses to this part of the question.



Option	Total	Percent
Private car (petrol)	12	18.18%
Private car (diesel)	3	4.55%
Private car (hybrid)	4	6.06%
Private car (electric)	6	9.09%
Van/lorry/HGV	1	1.52%
Taxi/minicab	11	16.67%
Bus	40	60.61%

Tube/Train/Overground	46	69.70%
Bicycle/other cycle	33	50.00%
Electric scooter	2	3.03%
Motorbike	3	4.55%
Other (please specify)	14	21.21%
None	1	1.52%
Not Answered	4	6.06%

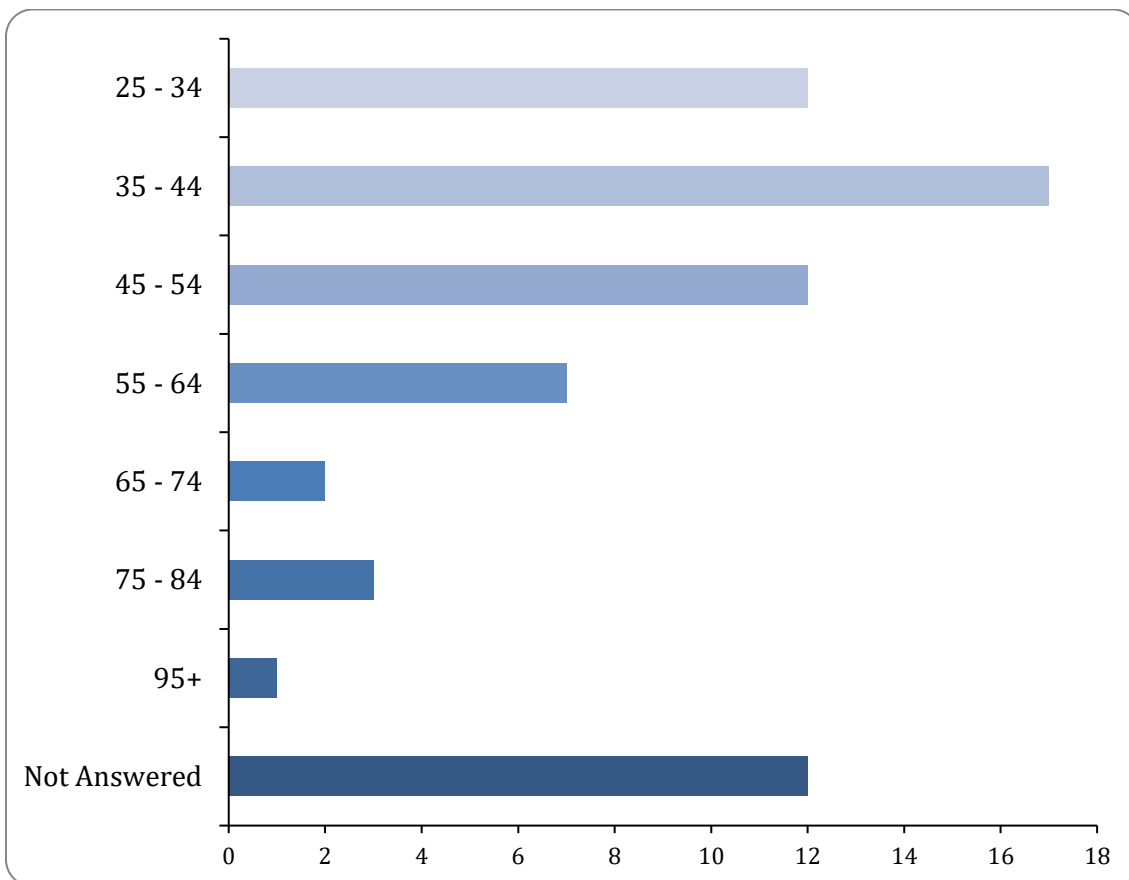
please specify

There were 15 responses to this part of the question.

6: Equalities questions

Age

There were 54 responses to this part of the question.



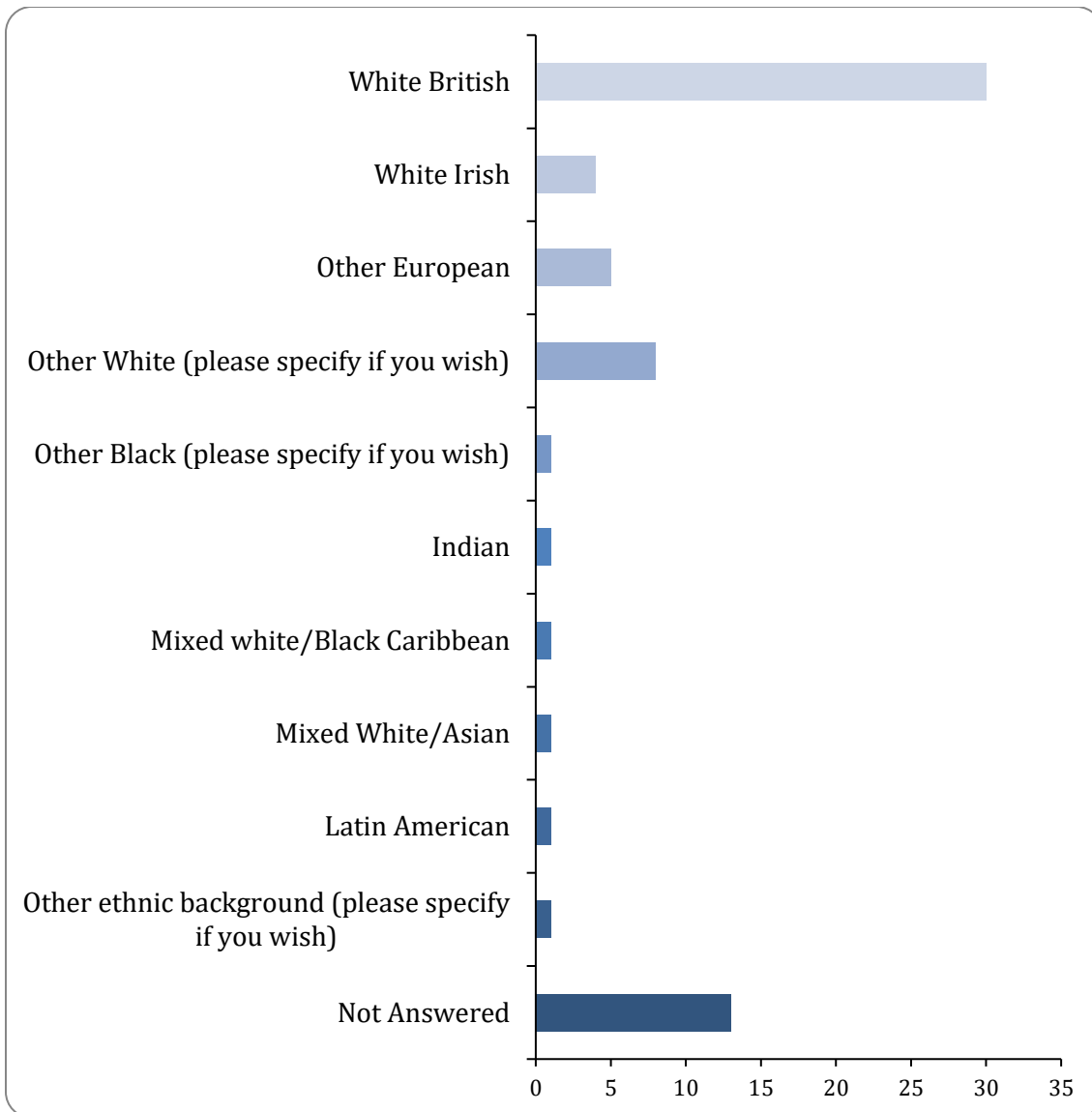
London Borough of Southwark

Option	Total	Percent
Under 16	0	0.00%
16 - 17	0	0.00%
18 - 24	0	0.00%
25 - 34	12	18.18%
35 - 44	17	25.76%
45 - 54	12	18.18%
55 - 64	7	10.61%
65 - 74	2	3.03%
75 - 84	3	4.55%
85 - 94	0	0.00%
95+	1	1.52%
Not Answered	12	18.18%

What do you consider to be your ethnic background?

There were 53 responses to this part of the question.

London Borough of Southwark



Option	Total	Percent
White British	30	45.45%
White Irish	4	6.06%
White English	0	0.00%
White Scottish	0	0.00%
White Welsh	0	0.00%
White Northern Irish	0	0.00%
Other European	5	7.58%
Other White (please specify if you wish)	8	12.12%
Black British	0	0.00%
Black Caribbean	0	0.00%
Nigerian	0	0.00%
Ghanaian	0	0.00%

London Borough of Southwark

Sierra Leonean	0	0.00%
Somali	0	0.00%
Other African	0	0.00%
Other Black (please specify if you wish)	1	1.52%
Asian British	0	0.00%
Indian	1	1.52%
Bengali	0	0.00%
Chinese	0	0.00%
Pakistani	0	0.00%
Vietnamese	0	0.00%
Filipino	0	0.00%
Any other Asian (please specify if you wish)	0	0.00%
Mixed white/Black Caribbean	1	1.52%
Mixed White Black African	0	0.00%
Mixed White/Asian	1	1.52%
Other Mixed background (please specify if you wish)	0	0.00%
Latin American	1	1.52%
Gypsy, Roma or Irish Traveller	0	0.00%
Other ethnic background (please specify if you wish)	1	1.52%
Not Answered	13	19.70%

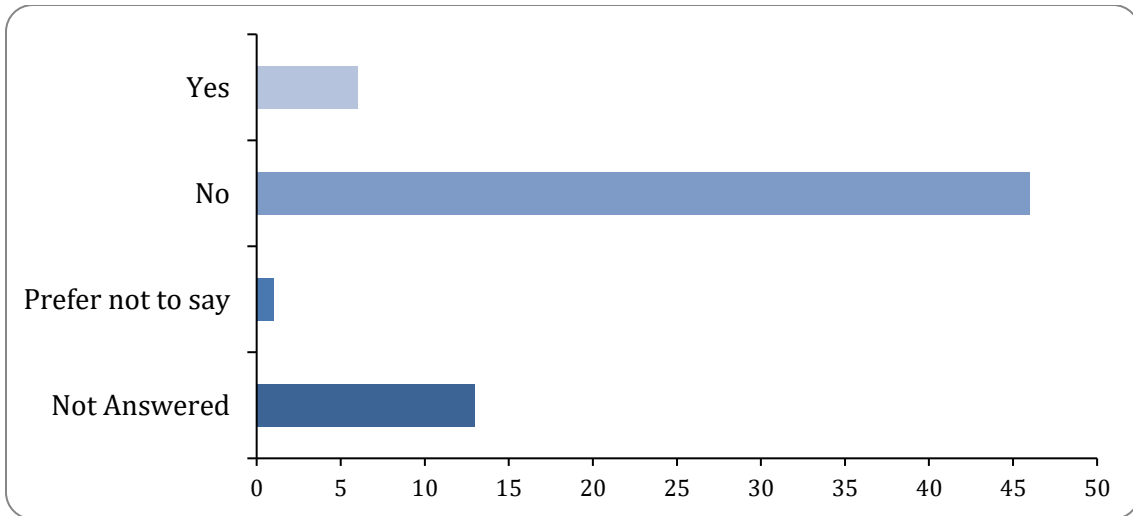
Please specify further if you wish:

There were 6 responses to this part of the question.

Are you disabled?

There were 53 responses to this part of the question.

London Borough of Southwark

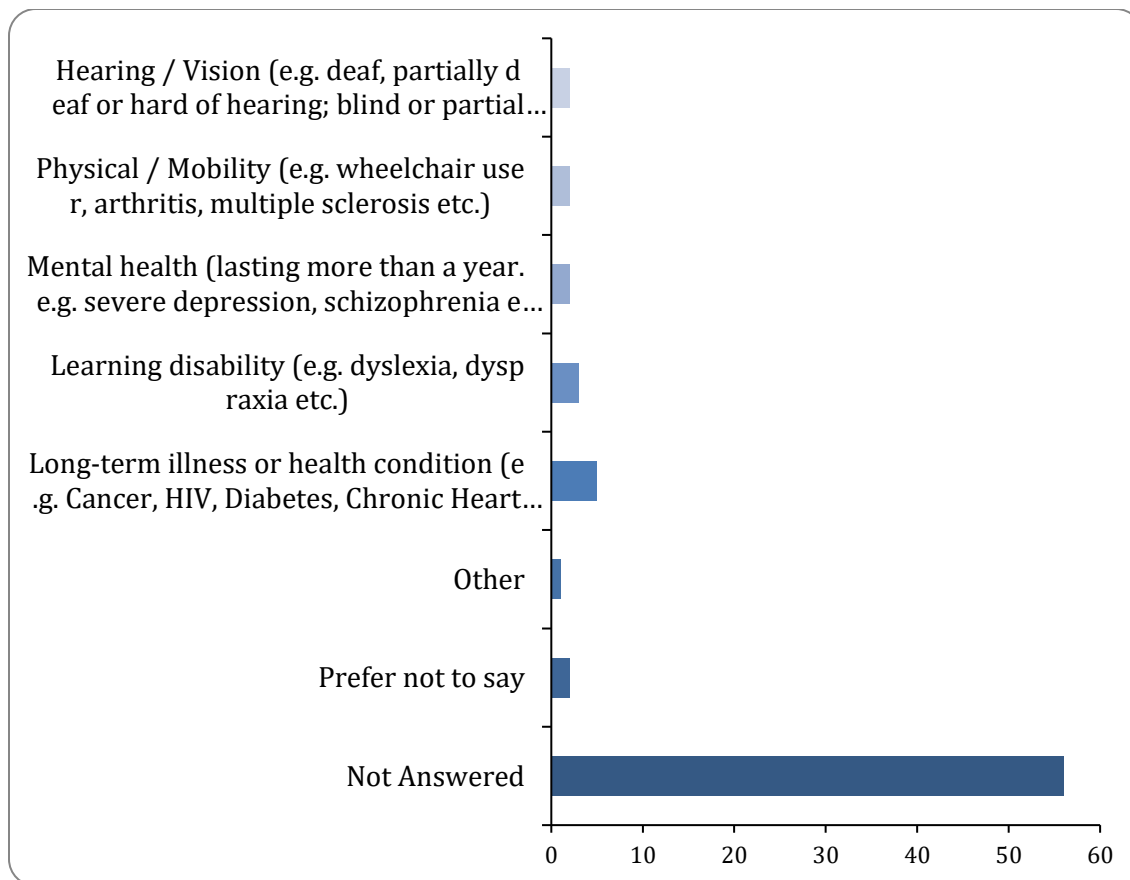


Option	Total	Percent
Yes	6	9.09%
No	46	69.70%
Prefer not to say	1	1.52%
Not Answered	13	19.70%

Please state the nature of your impairments

There were 10 responses to this part of the question.

London Borough of Southwark

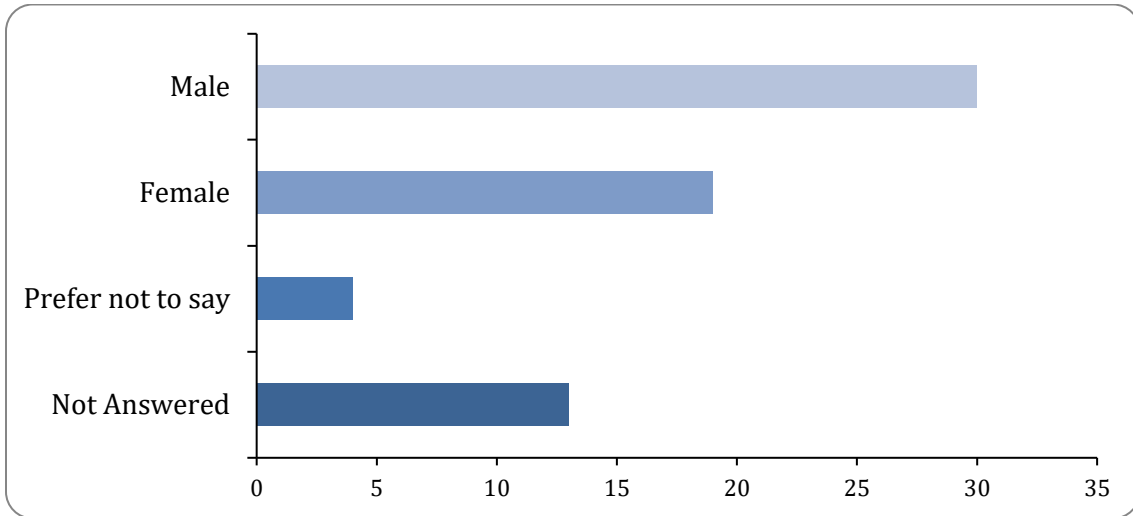


Option	Total	Percent
Hearing / Vision (e.g. deaf, partially deaf or hard of hearing; blind or partial sight)	2	3.03%
Physical / Mobility (e.g. wheelchair user, arthritis, multiple sclerosis etc.)	2	3.03%
Mental health (lasting more than a year. e.g. severe depression, schizophrenia etc.)	2	3.03%
Learning disability (e.g. dyslexia, dyspraxia etc.)	3	4.55%
Long-term illness or health condition (e.g. Cancer, HIV, Diabetes, Chronic Heart disease, Rheumatoid Arthritis, Chronic Asthma)	5	7.58%
Other	1	1.52%
Prefer not to say	2	3.03%
Not Answered	56	84.85%

What is your sex as recorded at birth?

London Borough of Southwark

There were 53 responses to this part of the question.



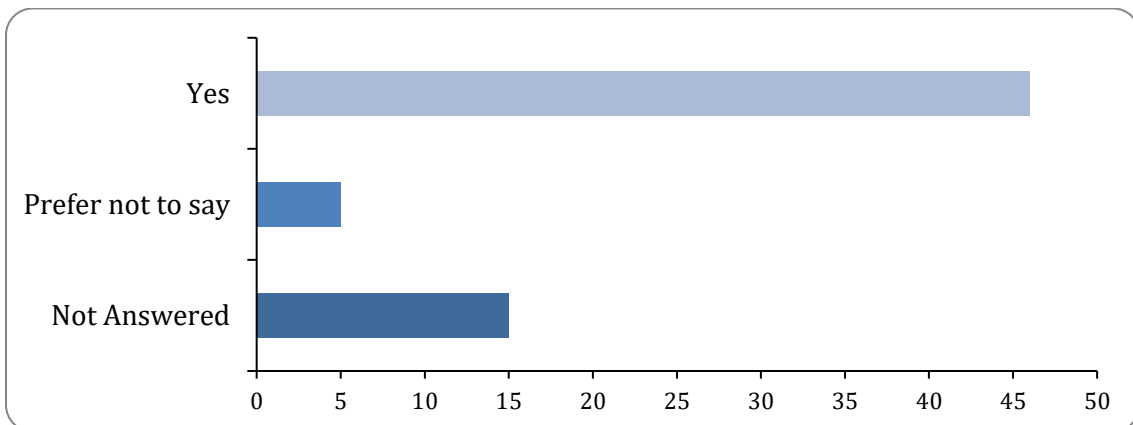
Option	Total	Percent
Male	30	45.45%
Female	19	28.79%
Other (please specify if you wish)	0	0.00%
Prefer not to say	4	6.06%
Not Answered	13	19.70%

Please specify further if you wish

There were 2 responses to this part of the question.

Is your Gender Identity the same as the sex you were recorded at birth?

There were 51 responses to this part of the question.



London Borough of Southwark

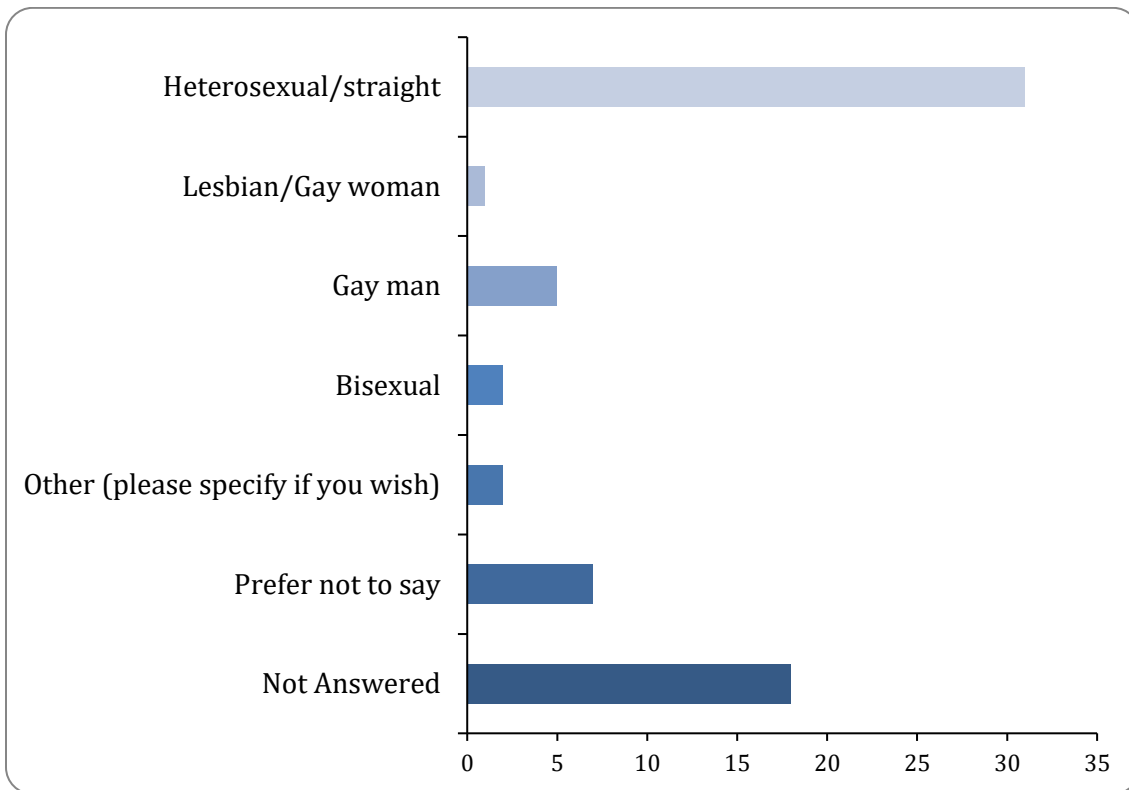
Option	Total	Percent
Yes	46	69.70%
No	0	0.00%
Prefer not to say	5	7.58%
Not Answered	15	22.73%

If no, how would you define your gender? Please specify if you wish

There were 2 responses to this part of the question.

What is your sexual orientation

There were 48 responses to this part of the question.



Option	Total	Percent
Heterosexual/straight	31	46.97%
Lesbian/Gay woman	1	1.52%
Gay man	5	7.58%
Bisexual	2	3.03%
Other (please specify if you wish)	2	3.03%
Prefer not to say	7	10.61%

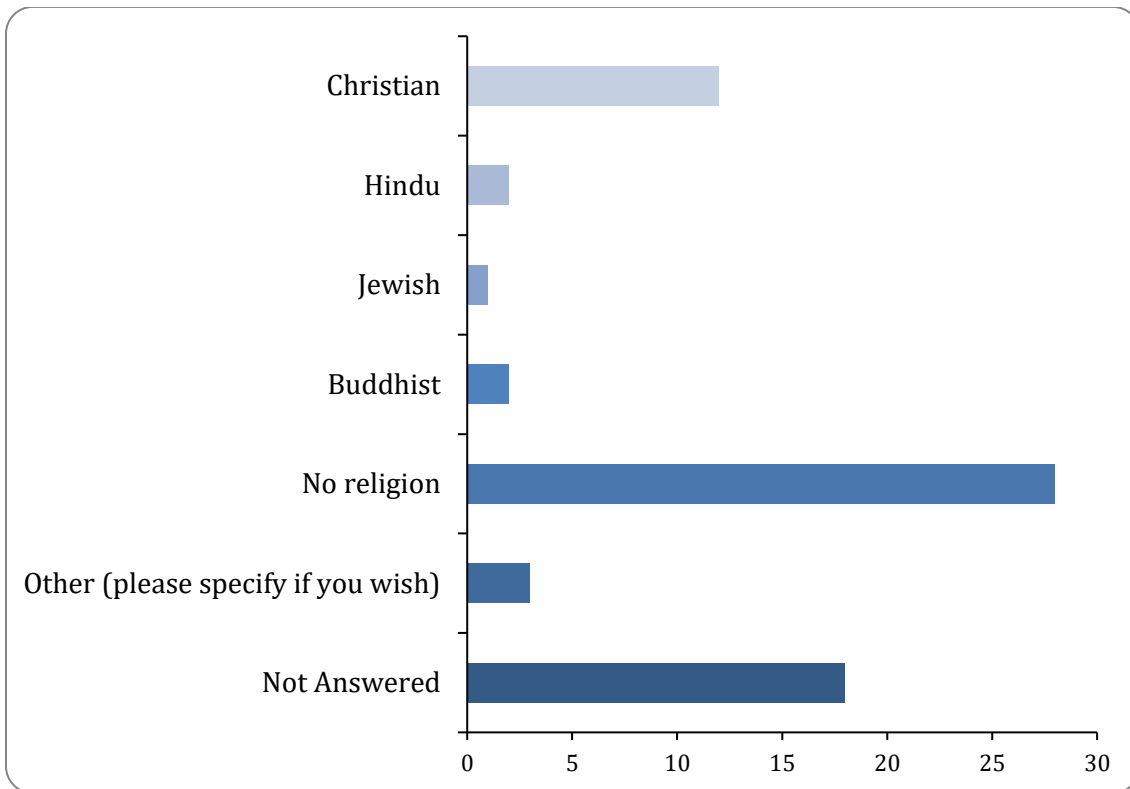
Not Answered	18	27.27%
---------------------	----	--------

Please specify further if you wish

There were 2 responses to this part of the question.

What is your religion or belief?

There were 48 responses to this part of the question.



Option	Total	Percent
Christian	12	18.18%
Sikh	0	0.00%
Hindu	2	3.03%
Muslim	0	0.00%
Jewish	1	1.52%
Buddhist	2	3.03%
No religion	28	42.42%
Other (please specify if you wish)	3	4.55%
Not Answered	18	27.27%

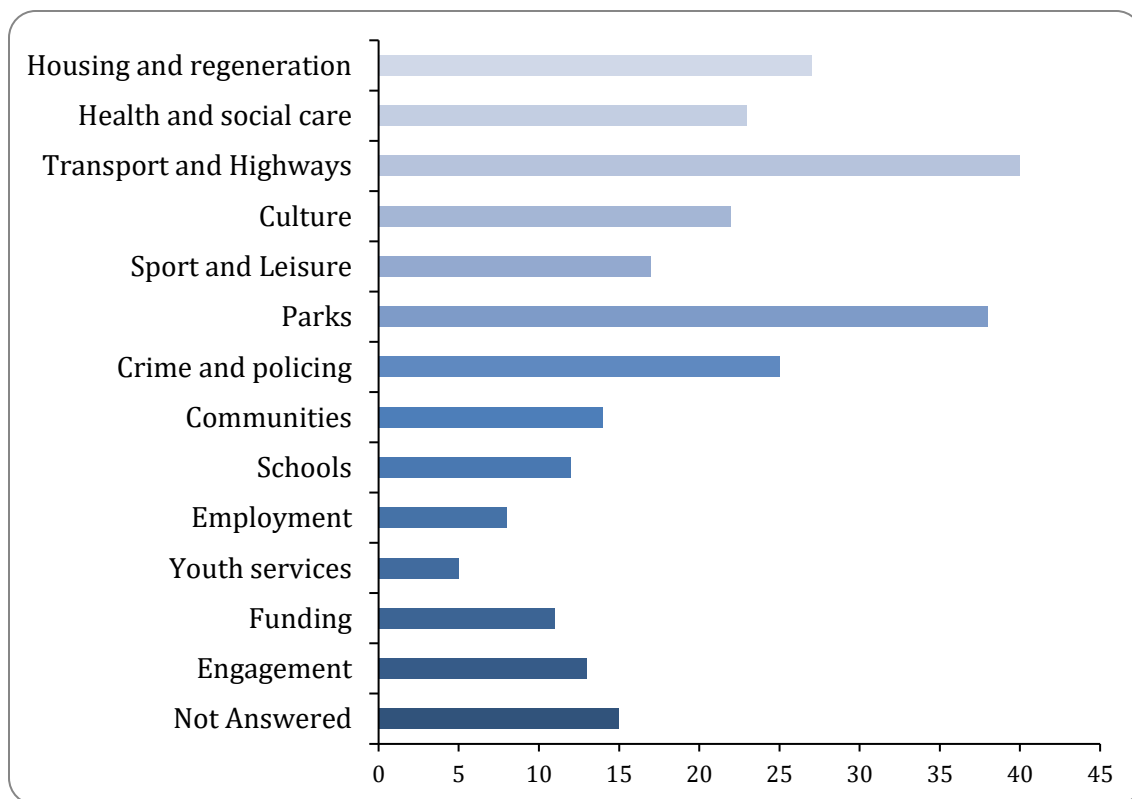
Please specify further if you wish

There were 4 responses to this part of the question.

7: Would you be interested in being notified about future surveys and consultations in any of the following areas? (we would add your email address to a specific mailing list - you could request that your name be removed at any time by writing to community.engagement@southwark.gov.uk)

future consultations

There were 51 responses to this part of the question.



Option	Total	Percent
Housing and regeneration	27	40.91%
Health and social care	23	34.85%
Transport and Highways	40	60.61%
Culture	22	33.33%

London Borough of Southwark

Sport and Leisure	17	25.76%
Parks	38	57.58%
Crime and policing	25	37.88%
Communities	14	21.21%
Schools	12	18.18%
Employment	8	12.12%
Youth services	5	7.58%
Funding	11	16.67%
Engagement	13	19.70%
Not Answered	15	22.73%