

# COVID-19 Monitoring Report

## *Southwark's Outbreak Prevention & Control Plan*

Knowledge & Intelligence Team  
Southwark Public Health Division

22 June 2022

 @lb\_southwark  facebook.com/southwarkcouncil

## GATEWAY INFORMATION

<b>Report title:</b>	<b>COVID-19 Monitoring Report. Southwark's Outbreak Prevention &amp; Control Plan</b>
<b>Prepared by:</b>	L Colledge, K Chapman, and F Tracey
<b>Contributors:</b>	K Kavanagh
<b>Approved by:</b>	C Williamson
<b>Suggested citation:</b>	COVID-19 Monitoring Report. Southwark's Outbreak Prevention & Control Plan. Southwark Council: London. 2022.
<b>Contact details:</b>	<a href="mailto:publichealth@southwark.gov.uk">publichealth@southwark.gov.uk</a>
<b>Date of publication:</b>	22 June 2022

# Over the past week, confirmed case numbers have continued to rise across Southwark and London

## KEY MESSAGES

**Confirmed case numbers have continued to increase in the past week across Southwark, London and England.**

- Southwark had 518 confirmed cases of COVID-19 in the week to 17 June.
- ONS estimates 1 in 40 people in London had COVID-19 as at 11 June.

**The number of hospital inpatients with COVID-19 across London has risen in recent weeks.**

- Across the capital, there are now around 1,200 hospital inpatients with COVID-19, with around 70 of these in mechanical ventilation beds in critical care.

**Vaccination levels are now almost stationary for first, second and booster doses, with levels comparable to similar boroughs such as Lambeth.**

- First Dose Coverage: 67% of those aged 12+ (over 206,000 doses delivered)
- Second Dose Coverage: 64% of those aged 12+ (over 197,000 doses delivered)
- Booster Dose Coverage: 78% of those eligible (over 148,000 doses delivered)

# Confirmed case numbers continue to rise across Southwark, London and England

## CASES

Over the past week, confirmed case numbers have continued to rise across Southwark, London and England.

- Southwark's 7-day confirmed incidence to 17 June is 162 per 100,000, a 24% increase on a week earlier. This equates to 518 confirmed cases.
- ONS estimate that cases have recently increased, with 1 in 40 people in London estimated to have COVID-19 as at 11 June, compared with 1 in 50 the previous week.

Figure 1: Weekly COVID-19 incidence rate per 100,000 population

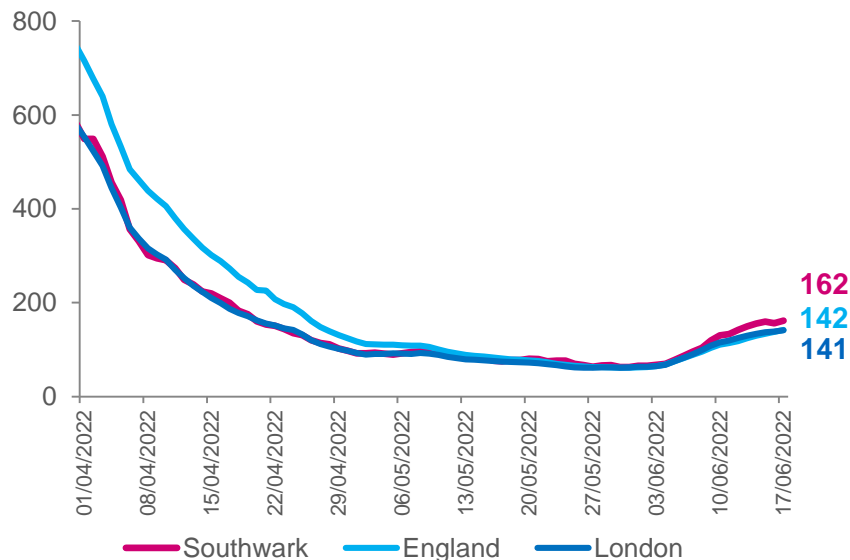
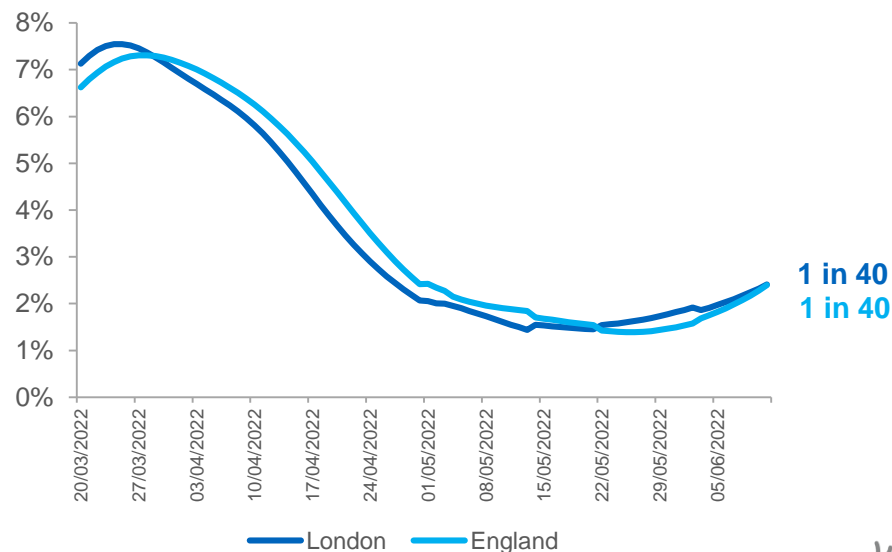


Figure 2: Modelled daily population percentage testing positive for COVID-19



### References

1. Coronavirus.data.gov.uk/Cases. Data to 17 Jun.
2. ONS Infection Survey. Data to 11 Jun.

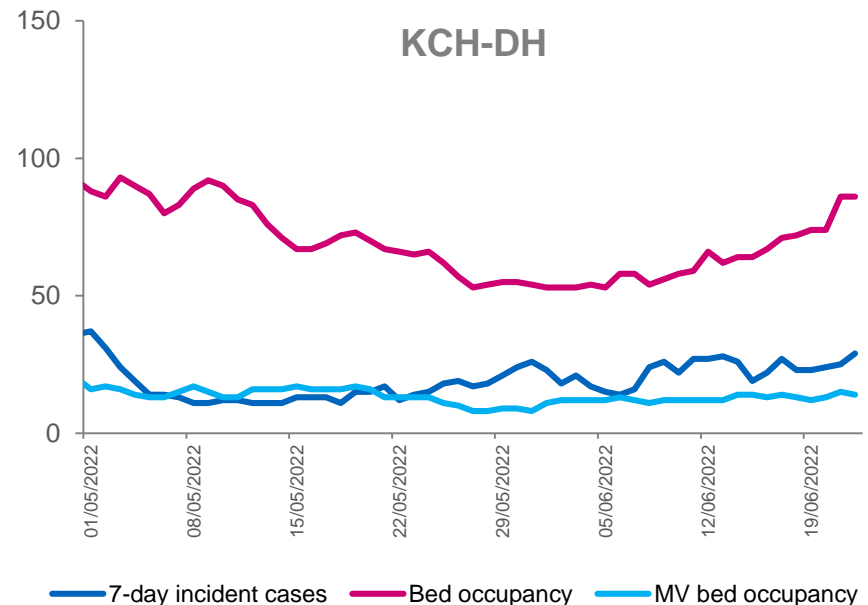
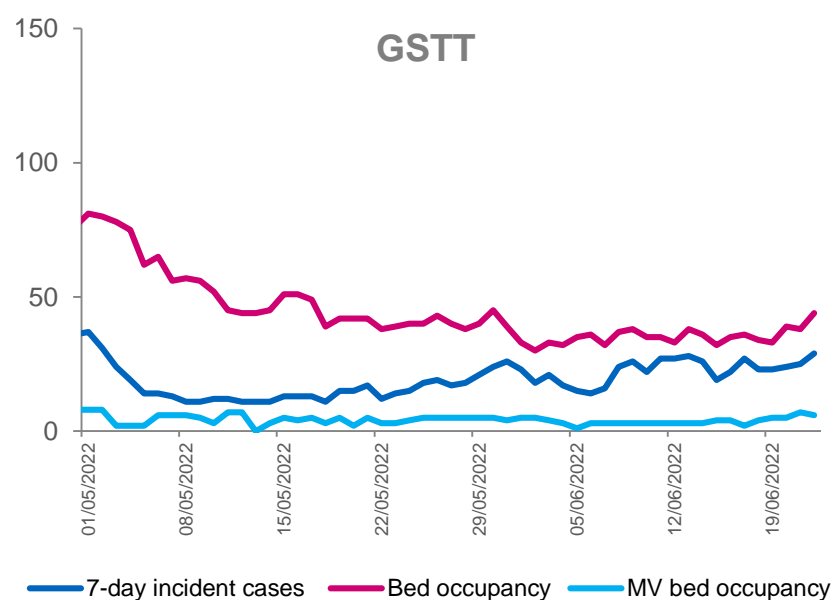
# COVID-19 inpatient numbers at our local hospital trusts have risen slightly since the beginning of June

## SECONDARY CARE

Local hospital 7-day incident cases are taken from combined data on new COVID-19 admissions and new inpatient diagnoses.

- As of 22 June, there were **1,163** patients in hospital with COVID-19, an 18% increase on the previous week.
- Of these patients, **71** were in mechanical ventilation beds in critical care.

Figure 3: 7-day hospital incident cases and daily occupancy of all beds and mechanical ventilation beds, for patients with diagnosed COVID-19 since 1 May 2022

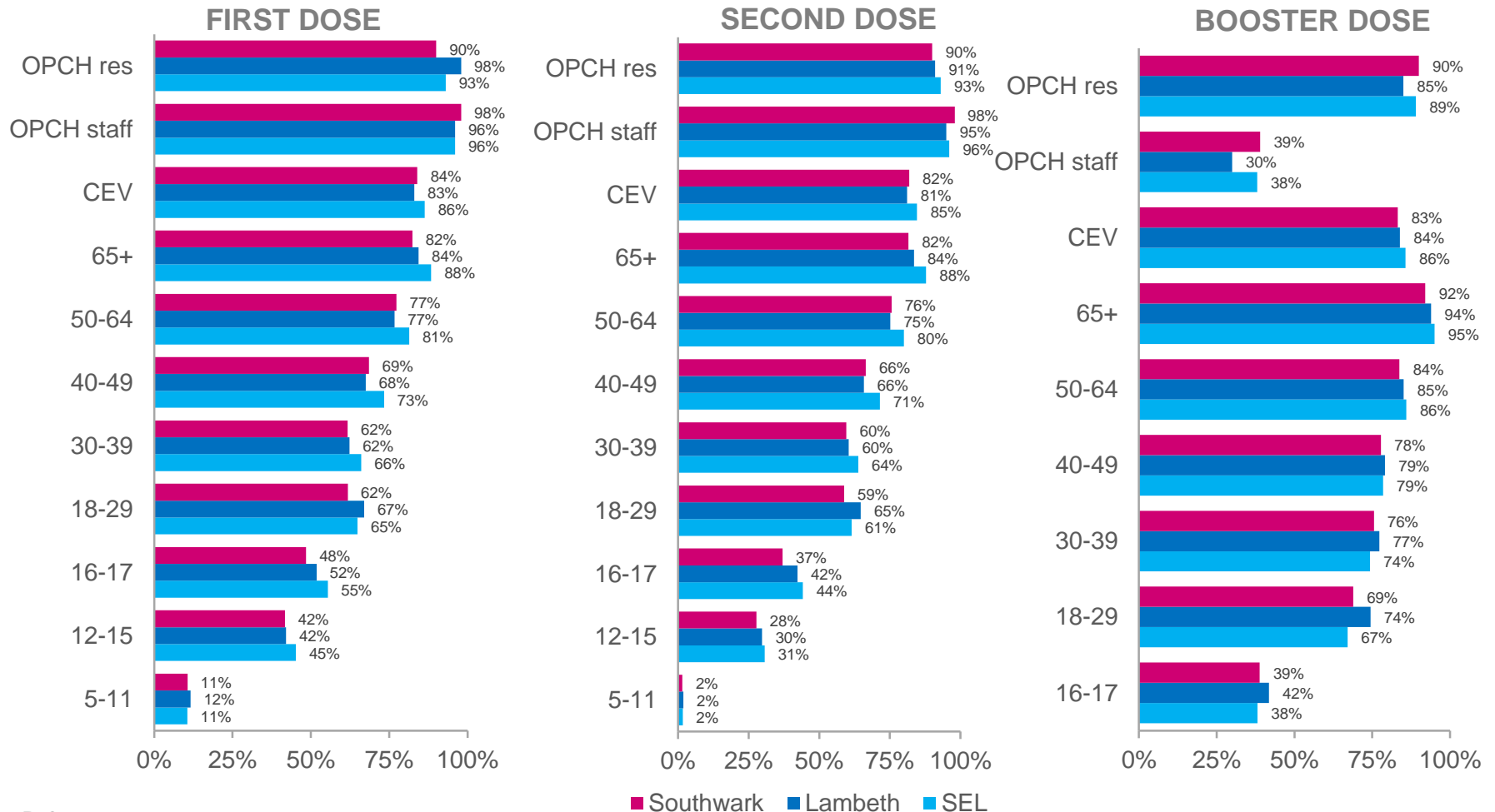


### References

- SEL Early Warning report. Data to 22 Jun.
- Coronavirus.data.gov.uk/healthcare. Data to 22 Jun.

# Vaccination coverage is broadly comparable to Lambeth, with higher coverage among older adults

## VACCINATION COVERAGE – 19 APR & 21 JUN



### References

1. NHSE. NIMS data. Data for Southwark-GP-registered patients living anywhere; data to 21 Jun. CEV = clinically extremely vulnerable.
2. SEL ICS. Private communication (Capacity Tracker Export, © NECS), data to 19 Apr. OPCH = older persons' care home; res = residents.

# Local COVID-19 vaccination work is ongoing, and will be combined with other key health interventions in future

## LOCAL HEALTH INTERVENTIONS

**Local work is underway to integrate on-going COVID-19 vaccination with other key health interventions.**

- Southwark continues with their 'evergreen offer'; i.e. anyone who has not yet had a vaccine continues to be welcome when eligible for one.
- Several health 'pop ups' will be run across the borough this summer. The focus will be on delivering key health messages, such as the importance of the 'Vital 5' as well as the offer of a COVID vaccination. Planning is underway with colleagues across the system to pull this together.
- A proposal for co-administration of flu and COVID vaccines later this year by GP practices has gone to the GP Federations for discussion. The aim is to have the model for delivery agreed by end of July, and be in a position to mobilise in September.
- A 'Public Health Improvement Programme Manager' post, which will lead on immunisation and vaccination delivery, is currently being reviewed by the CCG's internal recruitment panel. Once this has been signed off, it will be shared with LA colleagues for distribution.

### Reference

1. South East London NHS CCG (Southwark Borough), 2022.

# Rising COVID-19 case levels may be related to new Omicron Variants of Concern BA.4 and BA.5

## HORIZON SCAN

### COVID-19 DATA

Free PCR and lateral flow testing for the general public ended on 31 March. Only a small provision remains for certain groups, including patient-facing NHS and Social Care workers. This means that UKHSA data on COVID-19 population incidence provides only a limited understanding of infection levels.

Although most COVID-19 surveillance studies have been discontinued, the **ONS COVID-19 Infection Survey** continues to supply estimates of population-wide COVID-19 prevalence, based on randomised population sampling.

### COVID-19 RISING INCIDENCE

ONS COVID-19 Infection Survey data indicates **COVID-19 levels have been rising since late May**. However, data is only available at a regional level.

Many European countries have reported rising COVID-19 case levels in recent weeks.

### NEW COVID VARIANTS

The UK Health Security Agency have announced two **new COVID-19 Omicron Variants of Concern, BA.4 and BA.5**. These variants are likely to be able to partially evade previously developed immunity. Further analysis is underway by UKHSA.

#### References

1. ONS Infection Survey. Data to 11 Jun.
2. Gov.UK, 20 May.
3. BioRxiv (Kimura *et al.*), 26 May.



**Find out more at**  
[southwark.gov.uk/publichealth](https://southwark.gov.uk/publichealth)

Southwark Public Health Division

 [@lb\\_southwark](https://twitter.com/lb_southwark)  [facebook.com/southwarkcouncil](https://facebook.com/southwarkcouncil)