

Southwark tree policy review: shape how we manage trees : Summary report

This report was created on Tuesday 29 October 2019 at 12:15.

The consultation ran from 06/08/2019 to 27/09/2019.

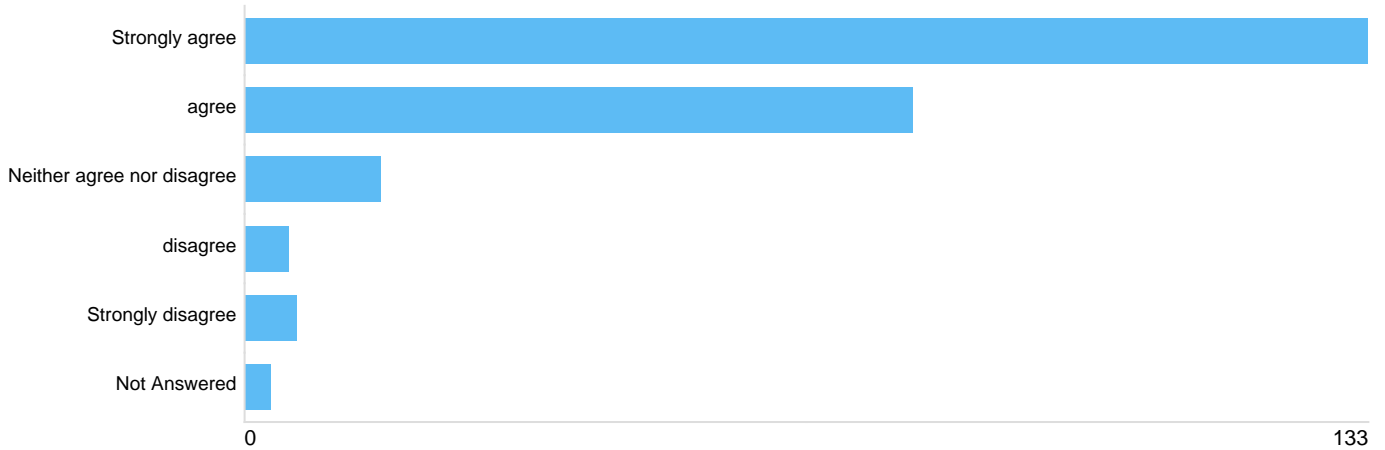
Contents

Question 1: Having read the relevant section, how much to you agree with our vision and long term objectives?	2
Vision and long-term objectives	2
From what you have selected, please explain	2
Question 2: Do you agree with our assessment of the benefits trees provides residents, workers and visitors of Southwark?	2
Importance of protecting Southwark's tree landscape	2
From what you have selected, please explain	3
Question 3: Do you believe trees have an important role to play in tackling climate change?	3
Vision and long-term objectives	3
From what you have selected, please explain	3
Question 4: Do you agree that it is necessary to protect Southwark's treescape?	3
Area people would like to see managed.	3
From what you have selected, please explain	4
Question 5: Which of the following methods do you think are the best ways of communicating the benefits of trees in our borough?	4
Best communication messages	4
Other - please specify	4
Please tell us more about the option you've selected	4
Question 6: Which of the following areas would you like to see Southwark focus on managing its urban treescape?	5
urban forest management	5
From what you have selected, please explain	5
Question 7: Having read our draft policies, is there anything you believe we should add that will aid the management of Southwark's 5 treescape?	
Please explain	5
Question 8: Age	6
Age	6
Question 9: Sex	6
Sex	6
Question 10: Sexual orientation	7
Please select only one item	7
Sexual orientation	7
Question 11: Ethnicity	8
Ethnicity	8
Any other Asian specify	10
Question 12: Religion or belief	11
Please select your answer from the drop down list	11
Religion other	11
Question 13: Disability and health	11
Disability and health	11
Type of disability	12
Specific disability	12
Question 14: Preferred language	12
Language	12
Other language	12
Question 15: Nationality	13
Nationality	13
Question 16: Marriage or civil partnership status	13
marriage	13
other	13
Question 17: Pregnancy or maternity	13
Pregnant	13
Question 18: Gender reassignment 1	13
Gender reassignment	13

Question 19: Gender identity	14
Gender identity	14
If you have selected other, please specify	14
Question 20: If you live in Southwark, what is your postcode?	15
Postcode	15

Question 1: Having read the relevant section, how much to you agree with our vision and long term objectives?

Vision and long-term objectives



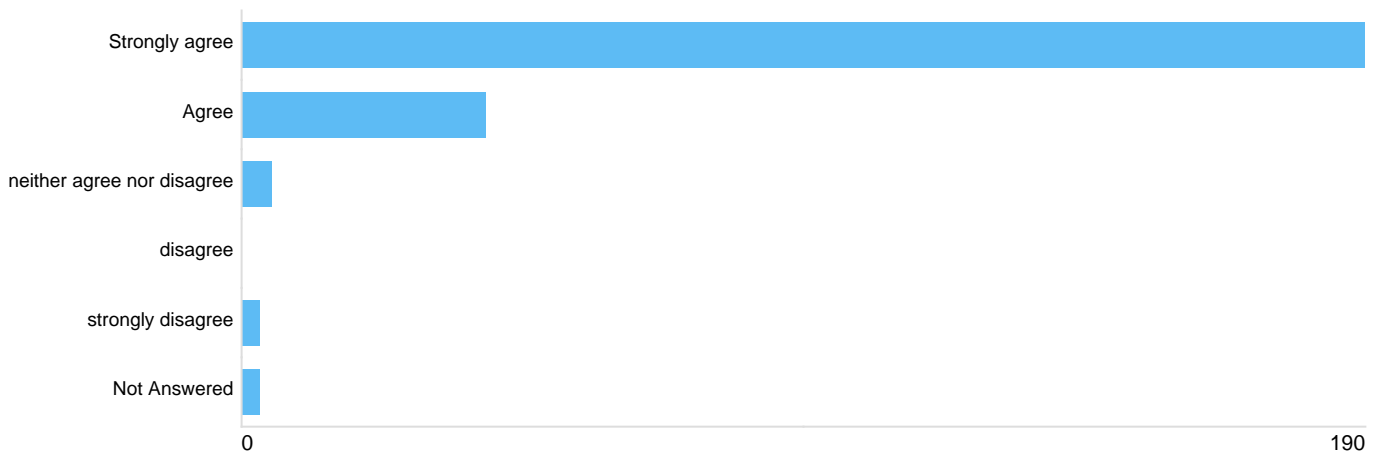
Option	Total	Percent
Strongly agree	133	54.96%
agree	79	32.64%
Neither agree nor disagree	16	6.61%
disagree	5	2.07%
Strongly disagree	6	2.48%
Not Answered	3	1.24%

From what you have selected, please explain

There were **149** responses to this part of the question.

Question 2: Do you agree with our assessment of the benefits trees provides residents, workers and visitors of Southwark?

Importance of protecting Southwark's tree landscape



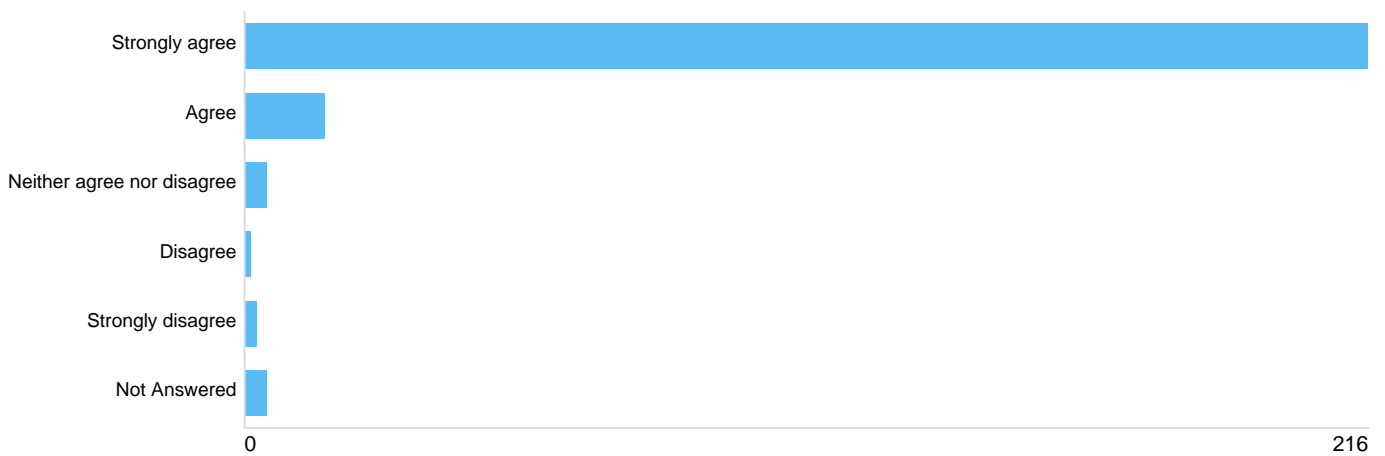
Option	Total	Percent
Strongly agree	190	78.51%
Agree	41	16.94%
neither agree nor disagree	5	2.07%
disagree	0	0%
strongly disagree	3	1.24%
Not Answered	3	1.24%

From what you have selected, please explain

There were **108** responses to this part of the question.

Question 3: Do you believe trees have an important role to play in tackling climate change?

Vision and long-term objectives



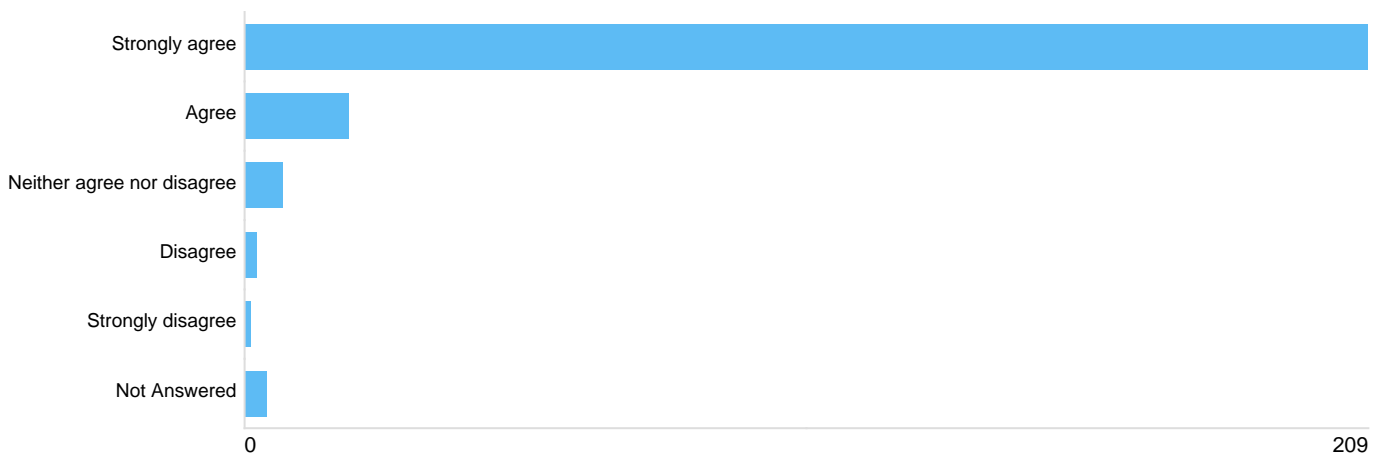
Option	Total	Percent
Strongly agree	216	89.26%
Agree	15	6.20%
Neither agree nor disagree	4	1.65%
Disagree	1	0.41%
Strongly disagree	2	0.83%
Not Answered	4	1.65%

From what you have selected, please explain

There were **91** responses to this part of the question.

Question 4: Do you agree that it is necessary to protect Southwark's treescape?

Area people would like to see managed.



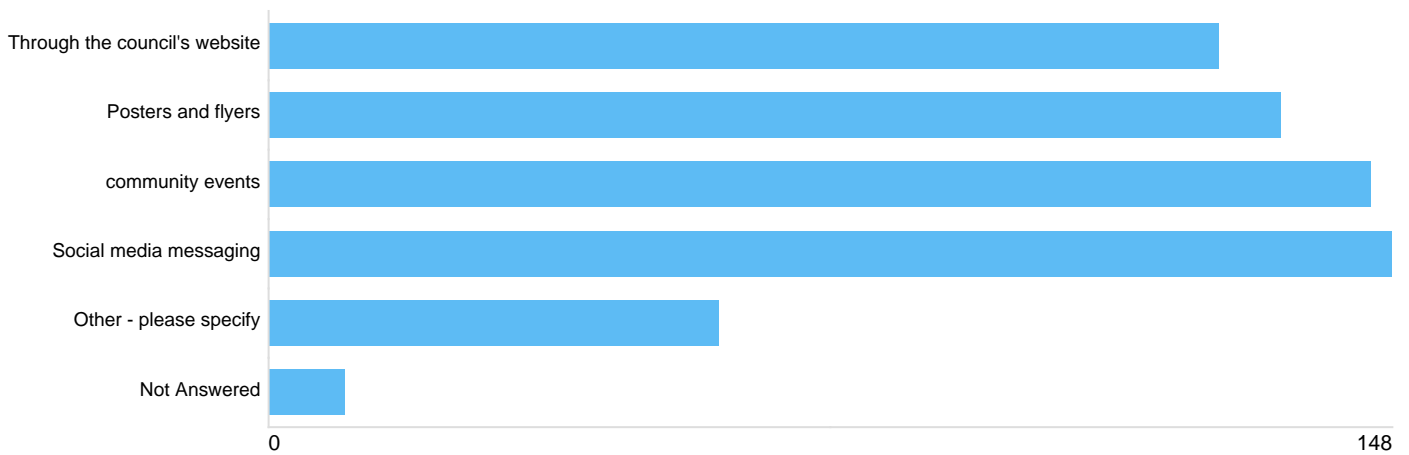
Option	Total	Percent
Strongly agree	209	86.36%
Agree	19	7.85%
Neither agree nor disagree	7	2.89%
Disagree	2	0.83%
Strongly disagree	1	0.41%
Not Answered	4	1.65%

From what you have selected, please explain

There were **104** responses to this part of the question.

Question 5: Which of the following methods do you think are the best ways of communicating the benefits of trees in our borough?

Best communication messages



Option	Total	Percent
Through the council's website	125	51.65%
Posters and flyers	133	54.96%
community events	145	59.92%
Social media messaging	148	61.16%
Other - please specify	59	24.38%
Not Answered	10	4.13%

Other - please specify

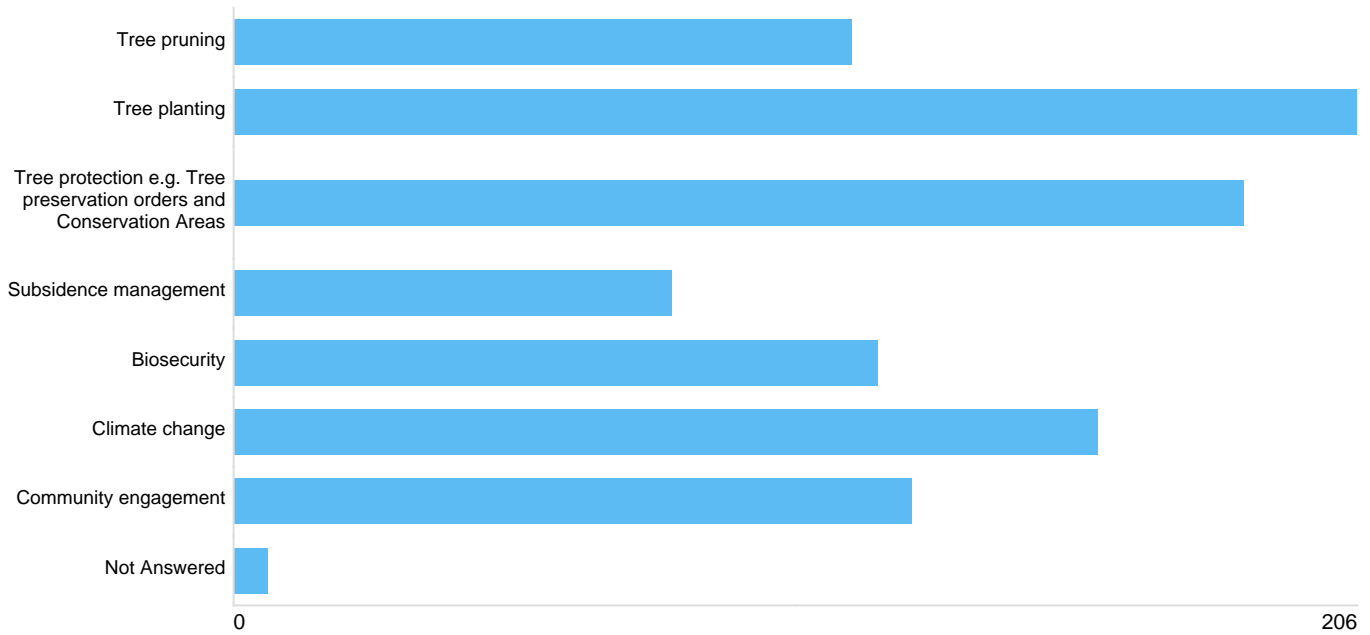
There were **77** responses to this part of the question.

Please tell us more about the option you've selected

There were **95** responses to this part of the question.

Question 6: Which of the following areas would you like to see Southwark focus on managing its urban treescape?

urban forest management



Option	Total	Percent
Tree pruning	113	46.69%
Tree planting	206	85.12%
Tree protection e.g. Tree preservation orders and Conservation Areas	185	76.45%
Subsidence management	80	33.06%
Biosecurity	118	48.76%
Climate change	158	65.29%
Community engagement	124	51.24%
Not Answered	6	2.48%

From what you have selected, please explain

There were **127** responses to this part of the question.

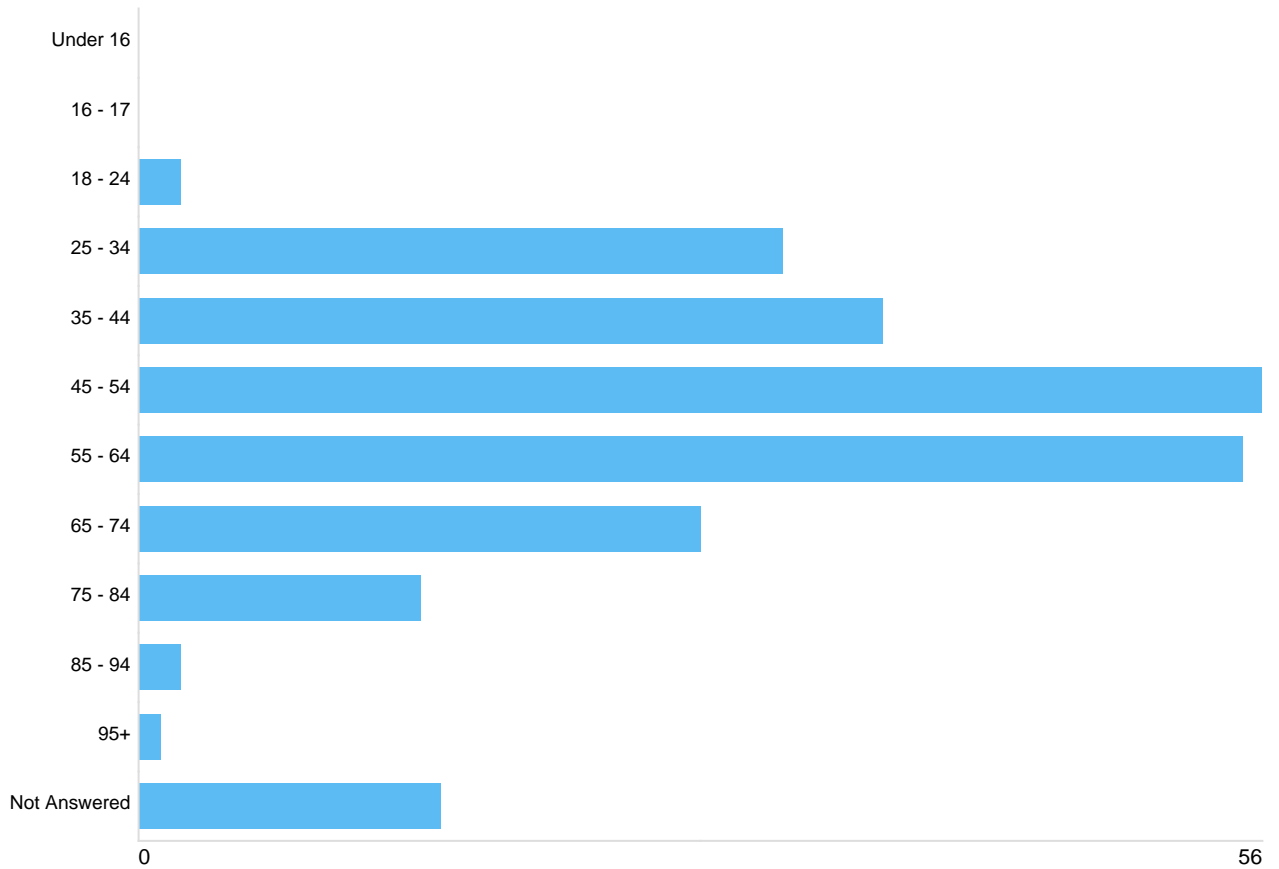
Question 7: Having read our draft policies, is there anything you believe we should add that will aid the management of Southwark's treescape?

Please explain

There were **143** responses to this part of the question.

Question 8: Age

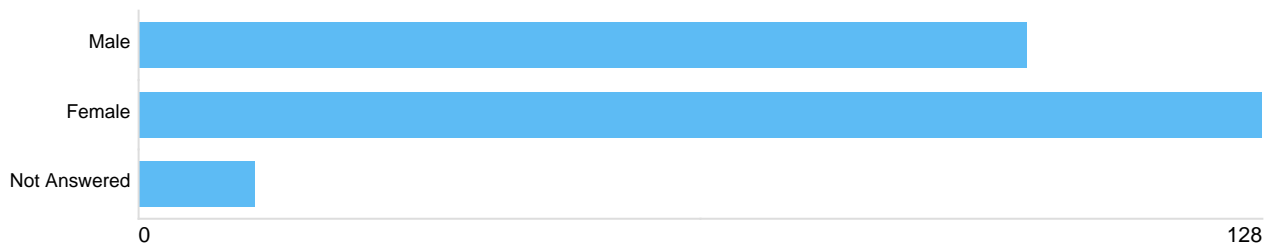
Age



Option	Total	Percent
Under 16	0	0%
16 - 17	0	0%
18 - 24	2	0.83%
25 - 34	32	13.22%
35 - 44	37	15.29%
45 - 54	56	23.14%
55 - 64	55	22.73%
65 - 74	28	11.57%
75 - 84	14	5.79%
85 - 94	2	0.83%
95+	1	0.41%
Not Answered	15	6.20%

Question 9: Sex

Sex



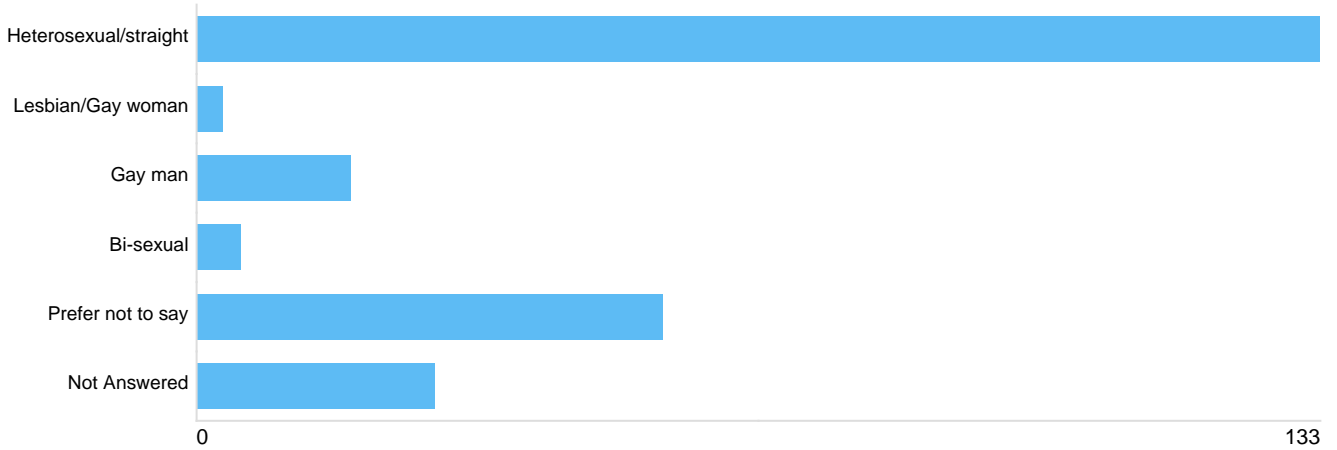
Option	Total	Percent
Male	101	41.74%
Female	128	52.89%
Not Answered	13	5.37%

Question 10: Sexual orientation

Please select only one item

There were 4 responses to this part of the question.

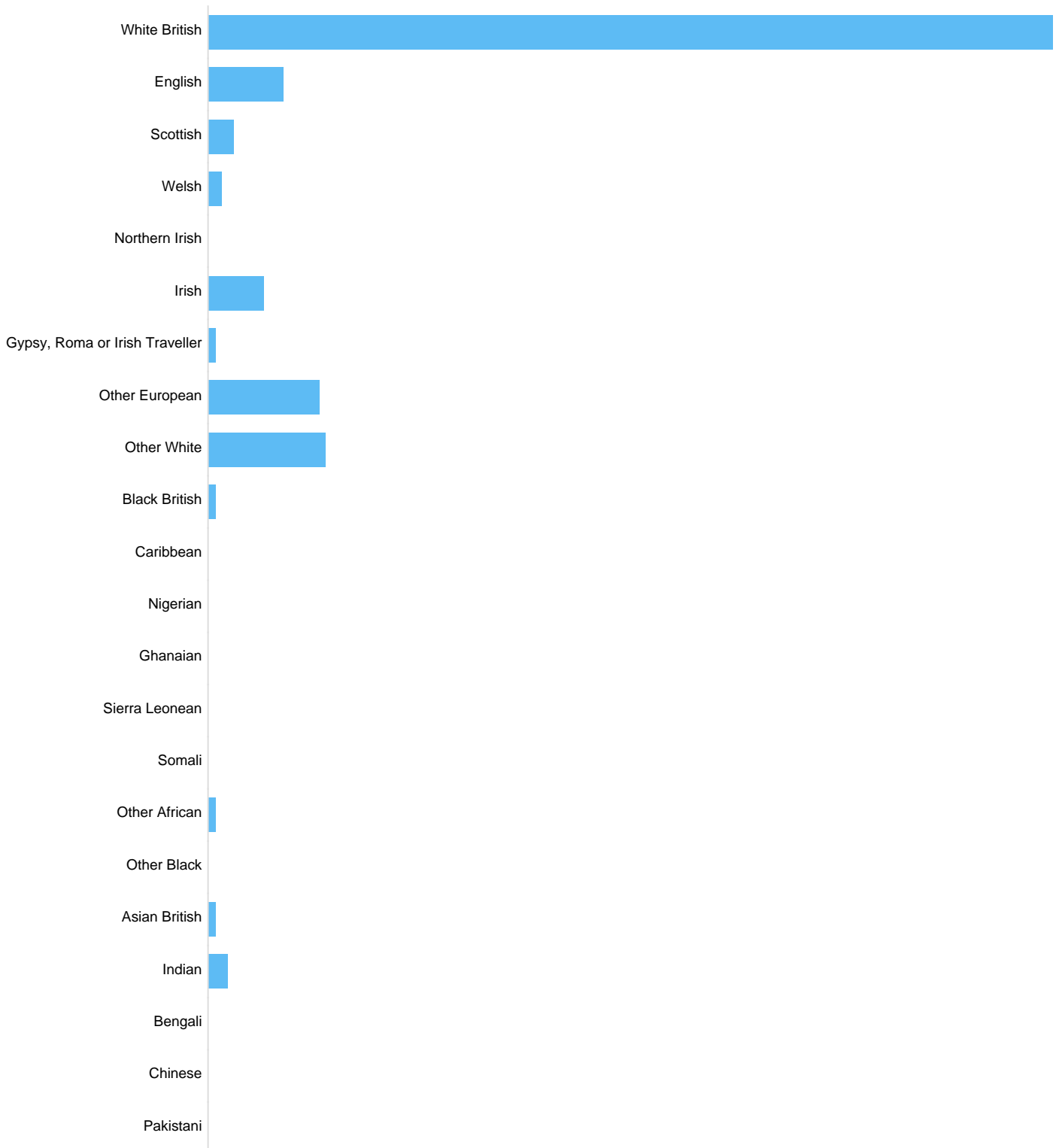
Sexual orientation

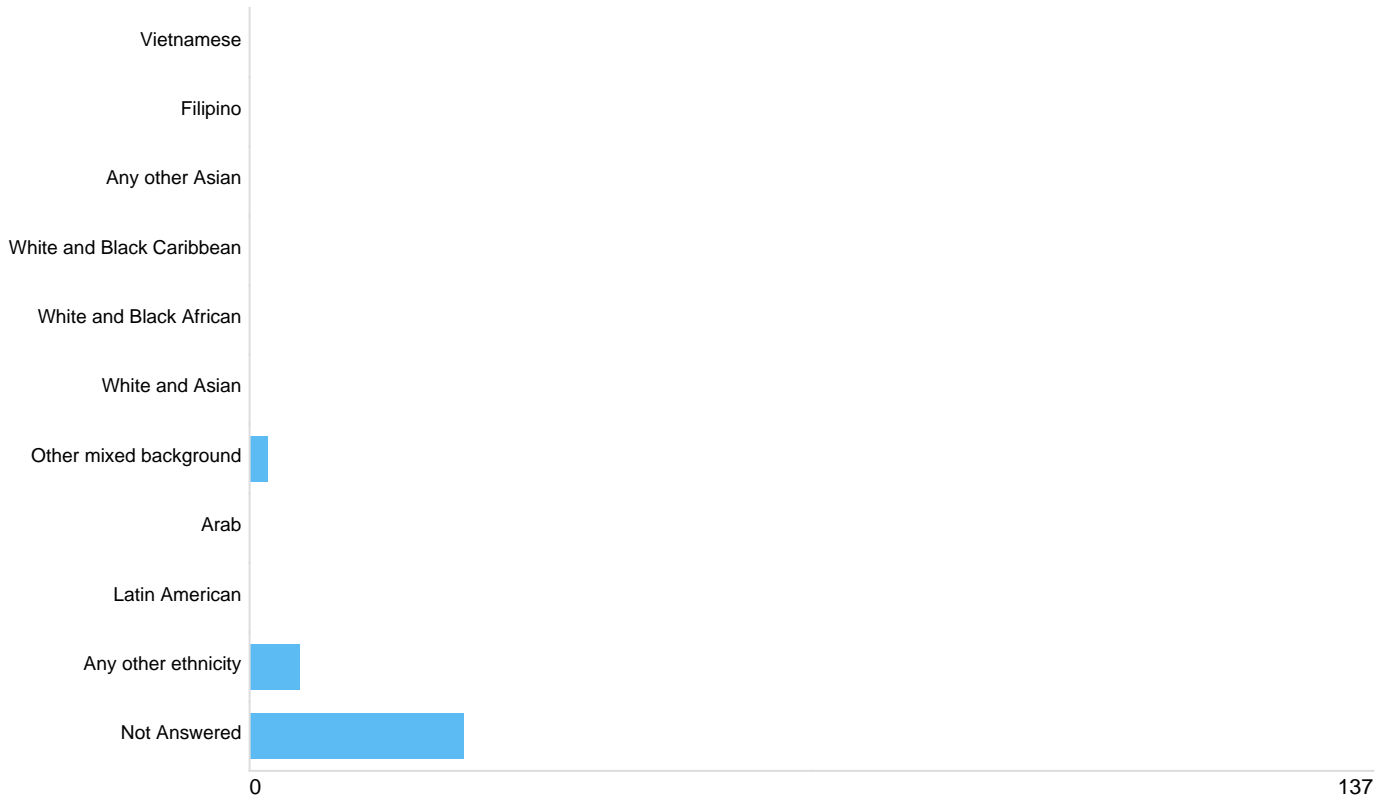


Option	Total	Percent
Heterosexual/straight	133	54.96%
Lesbian/Gay woman	3	1.24%
Gay man	18	7.44%
Bi-sexual	5	2.07%
Prefer not to say	55	22.73%
Not Answered	28	11.57%

Question 11: Ethnicity

Ethnicity





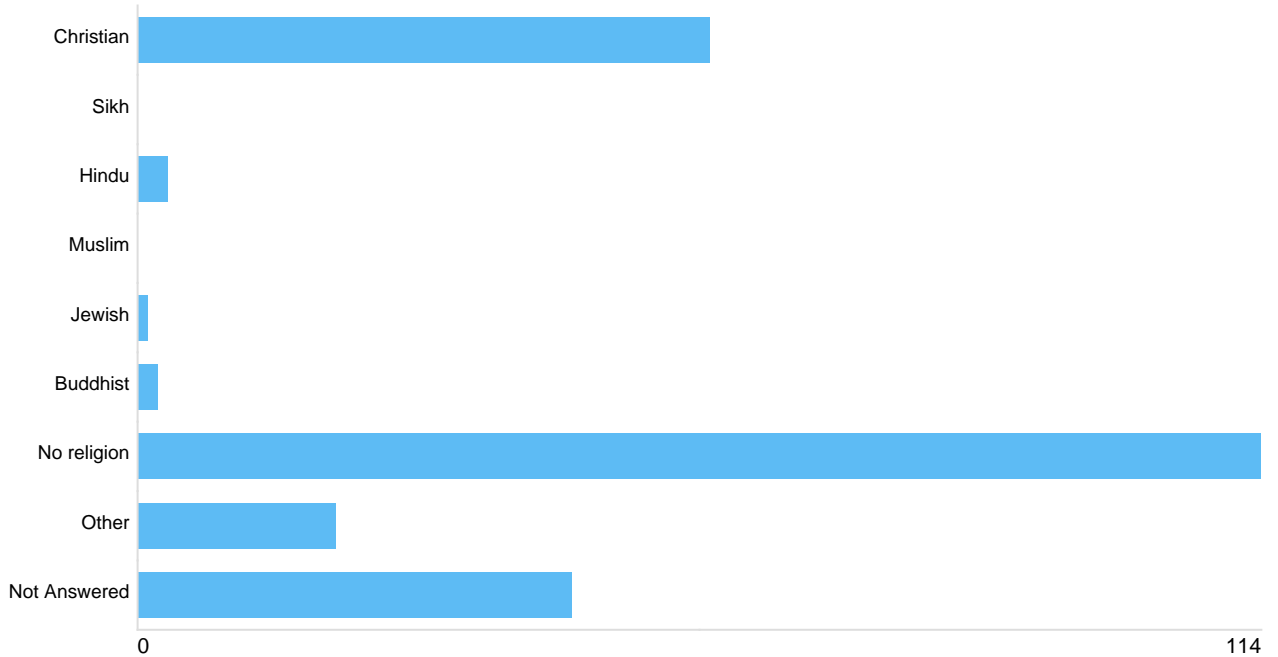
Option	Total	Percent
White British	137	56.61%
English	12	4.96%
Scottish	4	1.65%
Welsh	2	0.83%
Northern Irish	0	0%
Irish	9	3.72%
Gypsy, Roma or Irish Traveller	1	0.41%
Other European	18	7.44%
Other White	19	7.85%
Black British	1	0.41%
Caribbean	0	0%
Nigerian	0	0%
Ghanaian	0	0%
Sierra Leonean	0	0%
Somali	0	0%
Other African	1	0.41%
Other Black	0	0%
Asian British	1	0.41%
Indian	3	1.24%
Bengali	0	0%
Chinese	0	0%
Pakistani	0	0%
Vietnamese	0	0%
Filipino	0	0%
Any other Asian	0	0%
White and Black Caribbean	0	0%
White and Black African	0	0%
White and Asian	0	0%
Other mixed background	2	0.83%
Arab	0	0%
Latin American	0	0%
Any other ethnicity	6	2.48%
Not Answered	26	10.74%

Any other Asian specify

There were **10** responses to this part of the question.

Question 12: Religion or belief

Please select your answer from the drop down list



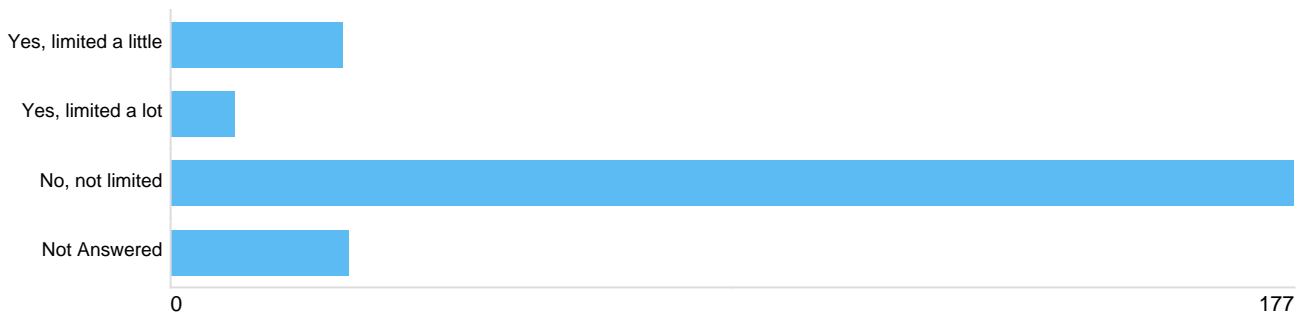
Option	Total	Percent
Christian	58	23.97%
Sikh	0	0%
Hindu	3	1.24%
Muslim	0	0%
Jewish	1	0.41%
Buddhist	2	0.83%
No religion	114	47.11%
Other	20	8.26%
Not Answered	44	18.18%

Religion other

There were 10 responses to this part of the question.


Question 13: Disability and health

Disability and health



Option	Total	Percent
Yes, limited a little	27	11.16%
Yes, limited a lot	10	4.13%
No, not limited	177	73.14%
Not Answered	28	11.57%

Type of disability



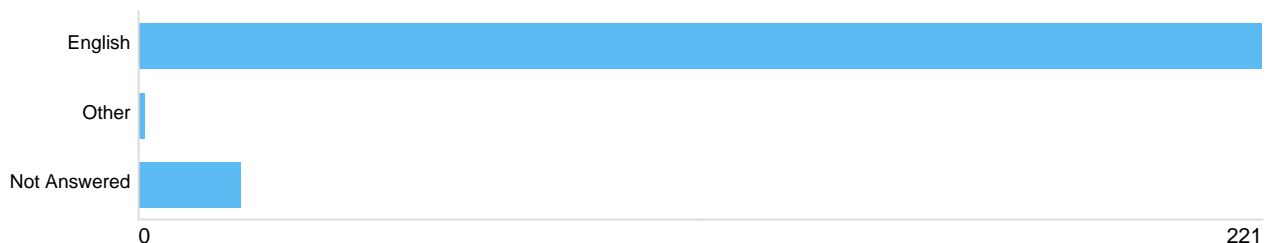
Option	Total	Percent
Hearing / Vision (e.g. deaf, partially deaf or hard of hearing; blind or partial sight)	8	3.31%
Physical / Mobility (e.g. wheelchair user, arthritis, multiple sclerosis etc.)	20	8.26%
Mental health (lasting more than a year. e.g. severe depression, schizophrenia etc.)	6	2.48%
Learning difficulties (e.g. dyslexia, dyspraxia etc.)	1	0.41%
Memory problems (e.g. alzheimer's etc.)	0	0%
Not Answered	213	88.02%

Specific disability

There were 8 responses to this part of the question.

Question 14: Preferred language

Language



Option	Total	Percent
English	221	91.32%
Other	1	0.41%
Not Answered	20	8.26%

Other language

There was 1 response to this part of the question.

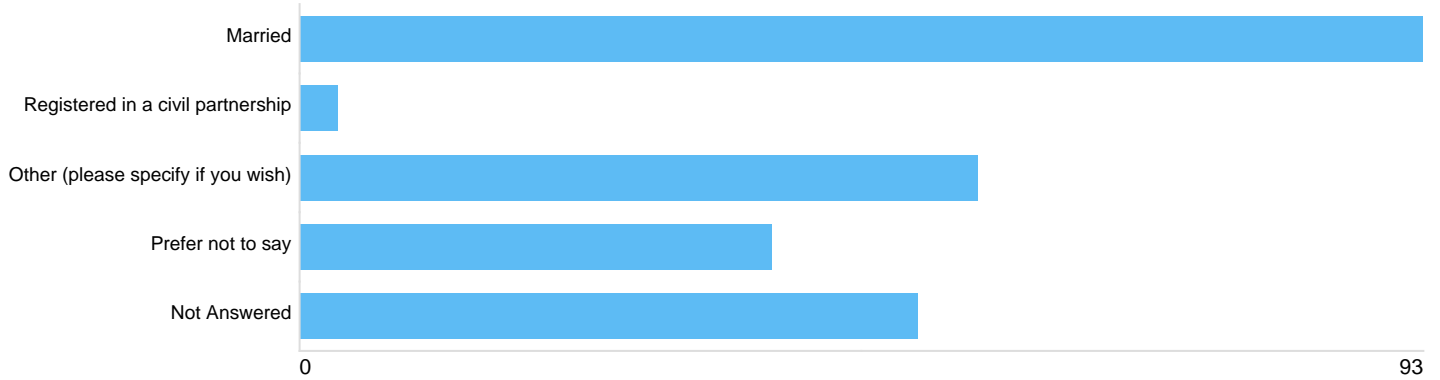
Question 15: Nationality

Nationality

There were **186** responses to this part of the question.

Question 16: Marriage or civil partnership status

marriage



Option	Total	Percent
Married	93	38.43%
Registered in a civil partnership	3	1.24%
Other (please specify if you wish)	56	23.14%
Prefer not to say	39	16.12%
Not Answered	51	21.07%

other

There were **26** responses to this part of the question.

Question 17: Pregnancy or maternity

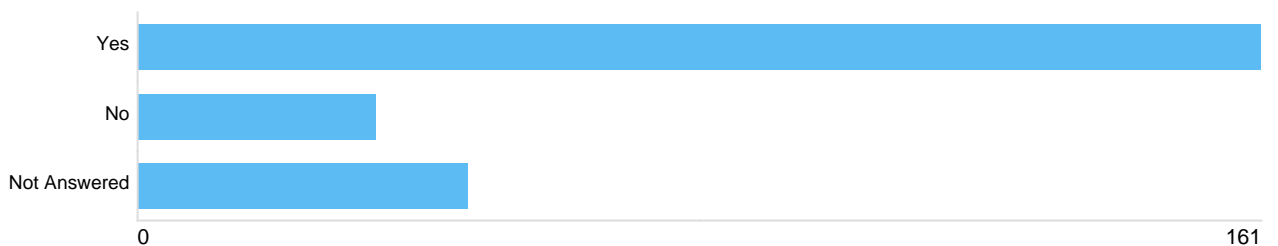
Pregnant



Option	Total	Percent
Yes	3	1.24%
No	192	79.34%
Not Answered	47	19.42%

Question 18: Gender reassignment 1

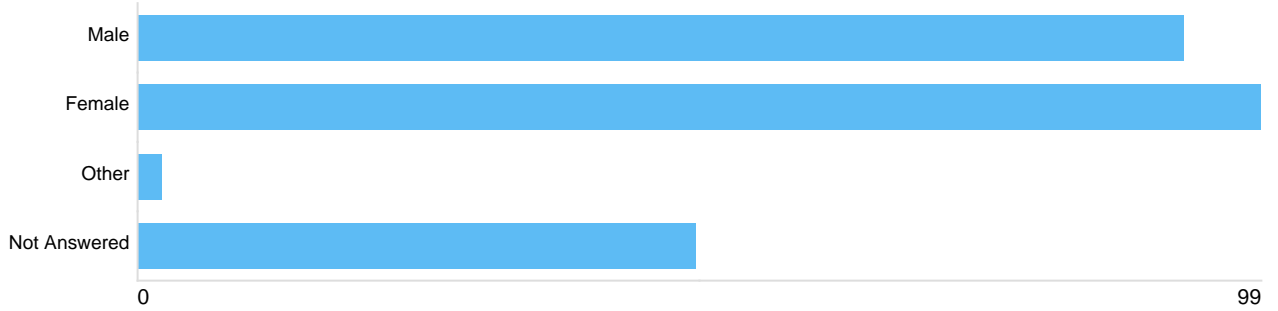
Gender reassignment



Option	Total	Percent
Yes	161	66.53%
No	34	14.05%
Not Answered	47	19.42%

Question 19: Gender identity

Gender identity



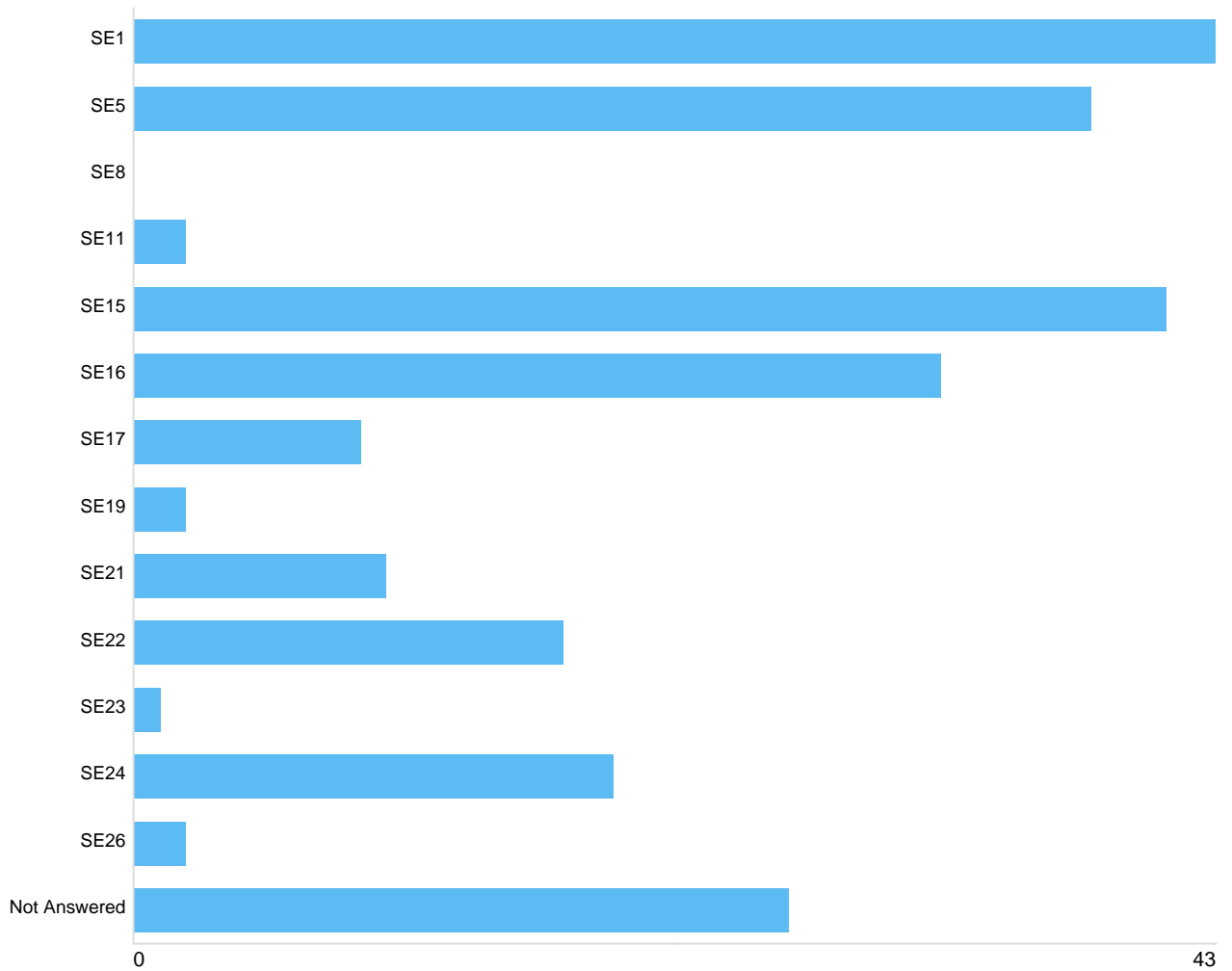
Option	Total	Percent
Male	92	38.02%
Female	99	40.91%
Other	2	0.83%
Not Answered	49	20.25%

If you have selected other, please specify

There were **3** responses to this part of the question.

Question 20: If you live in Southwark, what is your postcode?

Postcode



Option	Total	Percent
SE1	43	17.77%
SE5	38	15.70%
SE8	0	0%
SE11	2	0.83%
SE15	41	16.94%
SE16	32	13.22%
SE17	9	3.72%
SE19	2	0.83%
SE21	10	4.13%
SE22	17	7.02%
SE23	1	0.41%
SE24	19	7.85%
SE26	2	0.83%
Not Answered	26	10.74%